

BC/YK SECTION SUPER SERIES STARSKATE FINAL

MARCH 3, 2017 to MARCH 5, 2017

4105 Gordon Drive, Kelowna, BC

STAR 8 Women - Free Program

Rank	Name	Club	Element Score	Prog Comp Score	Bonus	Deductions	Score
1	Aileen Chen	Sunset FSC,BC/YK	17.83	10.84	0.00	0.00	28.67

#	Executed Element	Base							JREF	Score						
		Value	GOE	J1	J2	J3	J4									
1	1A	1.10	0.20	0	1	1	1	-	-	-	-	-	1	-	-	1.30
2	2Lz+1A+SEQ	2.56	0.00	0	0	-1	0	-	-	-	-	-	0	-	-	2.56
3	2F+2Lo<	3.20	-0.40	-2	-1	-2	-1	-	-	-	-	-	-1	-	-	2.80
4	FCCoSpB	1.70	0.17	0	0	1	1	-	-	-	-	-	0	-	-	1.87
5	2Lo+2T	3.10	-0.50	-2	-2	-3	-1	-	-	-	-	-	-1	-	-	2.60
6	2F	1.90	-0.10	0	0	-3	-1	-	-	-	-	-	0	-	-	1.80
7	FSSpB	1.70	-0.10	0	-1	-2	0	-	-	-	-	-	1	-	-	1.60
8	1Lz	0.60	-0.30	-3	-3	-3	-3	-	-	-	-	-	-2	-	-	0.30
9	ChSq1	1.50	0.00	-1	0	0	0	-	-	-	-	-	0	-	-	1.50
10	CCoSpB (V)	1.50	0.00	0	0	0	0	-	-	-	-	-	0	-	-	1.50

x - credit for second half, base value multiplied by 1.1 * - invalid element, scored as zero e - jump take-off (Flip/Lutz) with edge
 ! - (singles & pairs) jump take-off (Flip/Lutz) with slight edge ! - (Key Points Dance) incomplete REP - repeated jump restriction V - spin requirement not met
 < - underrotated jump << - (singles & pairs) downgraded jump <<< - (key points dance) interruption

Program Component	Factor	3.00	3.00	3.00	3.00	-	-	-	-	-	-	2.75	-	-	3.00
Skating Skills	1.00	3.00	3.00	3.00	3.00	-	-	-	-	-	-	2.75	-	-	3.00
Transitions	0.75	2.50	2.75	2.25	2.50	-	-	-	-	-	-	2.50	-	-	1.88
Performance	1.00	2.75	2.75	2.50	2.75	-	-	-	-	-	-	2.50	-	-	2.67
Composition	0.50	2.25	2.50	2.75	3.00	-	-	-	-	-	-	2.50	-	-	1.29
Interpretation of the Music	0.75	2.50	2.50	2.75	2.75	-	-	-	-	-	-	3.00	-	-	2.00
															10.84

Deductions

0.00



BC/YK SECTION SUPER SERIES STARSKATE FINAL

MARCH 3, 2017 to MARCH 5, 2017

4105 Gordon Drive, Kelowna, BC

STAR 8 Women - Free Program

Rank	Name	Club	Element Score	Prog Comp Score	Bonus	Deductions	Score
2	Emily Mckean	Inlet SC of Port ,BC/YK	16.80	10.65	0.00	0.00	27.45

#	Executed Element	Base							JREF							Score
		Value	GOE	J1	J2	J3	J4									
1	2S+2Lo	3.10	0.00	0	0	0	0	-	-	-	-	-	0	-	-	3.10
2	1A+2T<	2.00	-0.20	-1	-1	-2	-1	-	-	-	-	-	-1	-	-	1.80
3	2Lo	1.80	-0.10	0	-1	-1	0	-	-	-	-	-	0	-	-	1.70
4	2F	1.90	0.00	0	0	-1	0	-	-	-	-	-	0	-	-	1.90
5	CCoSpB (V)	1.50	-0.40	-1	-2	-2	0	-	-	-	-	-	-1	-	-	1.10
6	2S+1T	1.70	0.00	0	0	0	0	-	-	-	-	-	0	-	-	1.70
7	CoSpB	1.50	0.00	-1	0	0	0	-	-	-	-	-	0	-	-	1.50
8	ChSq1	1.50	0.00	0	0	-1	0	-	-	-	-	-	1	-	-	1.50
9	1A	1.10	0.00	0	0	0	0	-	-	-	-	-	0	-	-	1.10
10	FCSpB	1.60	-0.20	0	-1	-1	-1	-	-	-	-	-	0	-	-	1.40

x - credit for second half, base value multiplied by 1.1 * - invalid element, scored as zero e - jump take-off (Flip/Lutz) with edge
 ! - (singles & pairs) jump take-off (Flip/Lutz) with slight edge ! - (Key Points Dance) incomplete REP - repeated jump restriction V - spin requirement not met
 < - underrotated jump << - (singles & pairs) downgraded jump << - (key points dance) interruption

Program Component	Factor															
Skating Skills	1.00		2.75	2.50	3.00	2.75	-	-	-	-	-	3.00	-	-		2.83
Transitions	0.75		2.75	2.00	2.50	2.50	-	-	-	-	-	3.00	-	-		1.94
Performance	1.00		3.00	2.25	2.50	2.50	-	-	-	-	-	2.50	-	-		2.50
Composition	0.50		2.50	2.00	3.00	2.75	-	-	-	-	-	3.00	-	-		1.38
Interpretation of the Music	0.75		2.75	2.25	2.50	2.75	-	-	-	-	-	3.25	-	-		2.00
																10.65

Deductions

0.00



BC/YK SECTION SUPER SERIES STARSKATE FINAL

MARCH 3, 2017 to MARCH 5, 2017

4105 Gordon Drive, Kelowna, BC

STAR 8 Women - Free Program

Rank	Name	Club	Element Score	Prog Comp Score	Bonus	Deductions	Score
3	Jaeda Ostoforoff	Armstrong/Enderby,BC/YK	14.38	12.28	0.00	0.00	26.66

#	Executed Element	Base							JREF	Score						
		Value	GOE	J1	J2	J3	J4									
1	2S+1A+SEQ	1.92	0.13	0	0	1	1	-	-	-	-	-	1	-	-	2.05
2	FSSpB	1.70	0.33	1	0	1	1	-	-	-	-	-	0	-	-	2.03
3	2T	1.30	0.07	0	0	1	0	-	-	-	-	-	1	-	-	1.37
4	2T+1Lo+2S**	1.80	0.07	0	0	1	0	-	-	-	-	-	1	-	-	1.87
5	ChSq1	1.50	0.00	0	0	0	0	-	-	-	-	-	1	-	-	1.50
6	2Lo	1.80	-0.90	-3	-3	-3	-3	-	-	-	-	-	-3	-	-	0.90
7	CoSpB	1.50	0.17	0	1	0	0	-	-	-	-	-	1	-	-	1.67
8	1Lz	0.60	0.20	1	0	1	1	-	-	-	-	-	2	-	-	0.80
9	2Lo+REP	1.26	-0.90	-3	-3	-3	-3	-	-	-	-	-	-3	-	-	0.36
10	FCCoSpB (V)	1.50	0.33	0	1	1	0	-	-	-	-	-	1	-	-	1.83
14.38																

x - credit for second half, base value multiplied by 1.1 * - invalid element, scored as zero e - jump take-off (Flip/Lutz) with edge
 ! - (singles & pairs) jump take-off (Flip/Lutz) with slight edge ! - (Key Points Dance) incomplete REP - repeated jump restriction V - spin requirement not met
 < - underrotated jump << - (singles & pairs) downgraded jump << - (key points dance) interruption

Program Component	Factor	3.25	2.75	3.00	3.25	-	-	-	-	-	-	3.50	-	-	Score
Skating Skills	1.00	3.25	2.75	3.00	3.25	-	-	-	-	-	-	3.50	-	-	3.17
Transitions	0.75	3.25	2.50	2.75	2.75	-	-	-	-	-	-	3.25	-	-	2.19
Performance	1.00	3.00	2.75	3.00	3.00	-	-	-	-	-	-	3.00	-	-	3.00
Composition	0.50	3.25	2.75	3.00	3.00	-	-	-	-	-	-	3.25	-	-	1.54
Interpretation of the Music	0.75	3.50	3.00	3.00	3.00	-	-	-	-	-	-	3.50	-	-	2.38
12.28															

Deductions

0.00



BC/YK SECTION SUPER SERIES STARSKATE FINAL

MARCH 3, 2017 to MARCH 5, 2017

4105 Gordon Drive, Kelowna, BC

STAR 8 Women - Free Program

Rank	Name	Club	Element Score	Prog Comp Score	Bonus	Deductions	Score
4	Taryn Verhelst	Beaver Valley (BC,BC/YK)	14.57	11.33	0.00	0.00	25.90

#	Executed Element	Base							JREF							Score
		Value	GOE	J1	J2	J3	J4									
1	2Lo	1.80	0.10	1	0	0	0	-	-	-	-	-	1	-	-	1.90
2	2T	1.30	0.00	0	0	0	0	-	-	-	-	-	0	-	-	1.30
3	CCoSpB	1.70	0.50	1	1	1	1	-	-	-	-	-	1	-	-	2.20
4	2S+2T<<	1.70	-0.53	-2	-3	-3	-3	-	-	-	-	-	-2	-	-	1.17
5	ChSq1	1.50	0.33	1	0	1	0	-	-	-	-	-	1	-	-	1.83
6	LSpB	1.20	0.00	0	0	0	0	-	-	-	-	-	1	-	-	1.20
7	2S	1.30	-0.60	-3	-3	-3	-3	-	-	-	-	-	-3	-	-	0.70
8	1A+1T	1.50	0.00	0	0	0	0	-	-	-	-	-	0	-	-	1.50
9	1A	1.10	0.07	0	0	1	0	-	-	-	-	-	1	-	-	1.17
10	FCSpB	1.60	0.00	0	0	0	0	-	-	-	-	-	1	-	-	1.60
14.57																

x - credit for second half, base value multiplied by 1.1 * - invalid element, scored as zero e - jump take-off (Flip/Lutz) with edge
 ! - (singles & pairs) jump take-off (Flip/Lutz) with slight edge ! - (Key Points Dance) incomplete REP - repeated jump restriction V - spin requirement not met
 < - underrotated jump << - (singles & pairs) downgraded jump << - (key points dance) interruption

Program Component	Factor														
Skating Skills	1.00		3.00	2.25	2.75	2.75	-	-	-	-	-	3.25	-	-	2.83
Transitions	0.75		3.00	1.75	3.00	2.50	-	-	-	-	-	3.25	-	-	2.12
Performance	1.00		3.25	2.00	2.75	2.75	-	-	-	-	-	2.75	-	-	2.75
Composition	0.50		3.00	1.75	2.75	2.50	-	-	-	-	-	3.50	-	-	1.38
Interpretation of the Music	0.75		3.50	2.00	3.00	2.75	-	-	-	-	-	3.25	-	-	2.25
11.33															

Deductions

0.00



BC/YK SECTION SUPER SERIES STARSKATE FINAL

MARCH 3, 2017 to MARCH 5, 2017

4105 Gordon Drive, Kelowna, BC

STAR 8 Women - Free Program

Rank	Name	Club	Element Score	Prog Comp Score	Bonus	Deductions	Score
5	Nadia Snyman	Glengarry FSC,BC/YK	14.37	10.42	0.00	0.00	24.79


#	Executed Element	Base							JREF							Score
		Value	GOE	J1	J2	J3	J4									
1	FCSpB	1.60	0.00	0	0	0	0	-	-	-	-	-	1	-	-	1.60
2	1A+2T	2.40	-0.53	-3	-3	-2	-3	-	-	-	-	-	-2	-	-	1.87
3	ChSq1	1.50	0.50	1	1	1	0	-	-	-	-	-	1	-	-	2.00
4	2Lo<<	0.50	-0.20	-2	-2	-3	-2	-	-	-	-	-	-2	-	-	0.30
5	CCoSpB	1.70	0.50	1	1	1	0	-	-	-	-	-	1	-	-	2.20
6	2S+2T<<	1.70	-0.40	-2	-2	-3	-2	-	-	-	-	-	-2	-	-	1.30
7	1F+1Lo	1.00	0.00	0	0	1	0	-	-	-	-	-	0	-	-	1.00
8	1A	1.10	0.00	0	0	1	0	-	-	-	-	-	0	-	-	1.10
9	2S	1.30	0.00	0	0	0	0	-	-	-	-	-	0	-	-	1.30
10	FCCoSpB	1.70	0.00	0	0	0	0	-	-	-	-	-	1	-	-	1.70

x - credit for second half, base value multiplied by 1.1 * - invalid element, scored as zero e - jump take-off (Flip/Lutz) with edge
 ! - (singles & pairs) jump take-off (Flip/Lutz) with slight edge ! - (Key Points Dance) incomplete REP - repeated jump restriction V - spin requirement not met
 < - underrotated jump << - (singles & pairs) downgraded jump << - (key points dance) interruption

Program Component	Factor															
Skating Skills	1.00		3.00	2.50	2.50	2.25	-	-	-	-	-	3.00	-	-		2.67
Transitions	0.75		2.75	2.25	2.50	2.00	-	-	-	-	-	2.75	-	-		1.88
Performance	1.00		3.00	2.50	2.75	1.75	-	-	-	-	-	2.50	-	-		2.58
Composition	0.50		3.00	2.25	2.50	2.00	-	-	-	-	-	3.00	-	-		1.29
Interpretation of the Music	0.75		3.00	2.25	2.75	2.00	-	-	-	-	-	3.00	-	-		2.00
																10.42

Deductions

0.00



BC/YK SECTION SUPER SERIES STARSKATE FINAL

MARCH 3, 2017 to MARCH 5, 2017

4105 Gordon Drive, Kelowna, BC

STAR 8 Women - Free Program

Rank	Name	Club	Element Score	Prog Comp Score	Bonus	Deductions	Score
6	Tamara Sealy	Inlet SC of Port ,BC/YK	13.96	10.18	0.00	0.00	24.14


#	Executed Element	Base										JREF	Score		
		Value	GOE	J1	J2	J3	J4								
1	2S+1Lo	1.80	0.00	0	0	0	0	-	-	-	-	0	-	-	1.80
2	1A+1T	1.50	0.00	0	0	0	0	-	-	-	-	0	-	-	1.50
3	FCCoSpB	1.70	0.00	0	0	0	0	-	-	-	-	1	-	-	1.70
4	2F<	1.40	-0.50	-2	-2	-2	-1	-	-	-	-	-1	-	-	0.90
5	2T	1.30	-0.60	-3	-3	-3	-3	-	-	-	-	-3	-	-	0.70
6	FCSpB	1.60	0.00	0	0	0	0	-	-	-	-	1	-	-	1.60
7	ChSq1	1.50	0.33	0	1	1	0	-	-	-	-	1	-	-	1.83
8	1A	1.10	0.00	0	0	0	0	-	-	-	-	0	-	-	1.10
9	1S+1T	0.80	0.00	0	0	0	0	-	-	-	-	1	-	-	0.80
10	CCoSpB	1.70	0.33	0	1	1	0	-	-	-	-	1	-	-	2.03
														13.96	

x - credit for second half, base value multiplied by 1.1 * - invalid element, scored as zero e - jump take-off (Flip/Lutz) with edge
 ! - (singles & pairs) jump take-off (Flip/Lutz) with slight edge ! - (Key Points Dance) incomplete REP - repeated jump restriction V - spin requirement not met
 < - underrotated jump << - (singles & pairs) downgraded jump <<< - (key points dance) interruption

Program Component	Factor												Score	
Skating Skills	1.00	2.25	2.50	2.75	2.50	-	-	-	-	-	3.00	-	-	2.58
Transitions	0.75	2.50	2.25	2.50	2.25	-	-	-	-	-	2.50	-	-	1.82
Performance	1.00	2.25	2.50	3.00	2.25	-	-	-	-	-	2.75	-	-	2.50
Composition	0.50	2.50	2.25	3.00	2.50	-	-	-	-	-	3.25	-	-	1.34
Interpretation of the Music	0.75	2.50	2.50	2.75	2.50	-	-	-	-	-	3.00	-	-	1.94
														10.18

Deductions

0.00



BC/YK SECTION SUPER SERIES STARSKATE FINAL

MARCH 3, 2017 to MARCH 5, 2017

4105 Gordon Drive, Kelowna, BC

STAR 8 Women - Free Program

Rank	Name	Club	Element Score	Prog Comp Score	Bonus	Deductions	Score
7	Emily Stewart	Sun Bowl FSC,BC/YK	13.94	9.70	0.00	0.00	23.64

#	Executed Element	Base							JREF							Score
		Value	GOE	J1	J2	J3	J4									
1	1A	1.10	0.07	0	0	1	0	-	-	-	-	-	1	-	-	1.17
2	2S+2T	2.60	0.00	0	0	0	0	-	-	-	-	-	0	-	-	2.60
3	ChSq1	1.50	-0.20	0	-2	-2	0	-	-	-	-	-	0	-	-	1.30
4	CCoSpB (V)	1.50	-0.20	0	0	-2	-1	-	-	-	-	-	-1	-	-	1.30
5	2Lz(e)	1.50	-0.90	-3	-3	-3	-3	-	-	-	-	-	-3	-	-	0.60
6	FCSpB	1.60	0.00	0	-1	0	0	-	-	-	-	-	0	-	-	1.60
7	2S	1.30	0.00	0	0	0	0	-	-	-	-	-	0	-	-	1.30
8	1A+2T	2.40	-0.40	-2	-2	-2	-2	-	-	-	-	-	-1	-	-	2.00
9	1F+1Lo	1.00	0.07	0	0	1	0	-	-	-	-	-	1	-	-	1.07
10	FCoSpB (V)	1.10	-0.10	0	-2	-1	0	-	-	-	-	-	0	-	-	1.00

x - credit for second half, base value multiplied by 1.1 * - invalid element, scored as zero e - jump take-off (Flip/Lutz) with edge
 ! - (singles & pairs) jump take-off (Flip/Lutz) with slight edge ! - (Key Points Dance) incomplete REP - repeated jump restriction V - spin requirement not met
 < - underrotated jump << - (singles & pairs) downgraded jump <<< - (key points dance) interruption

Program Component	Factor															
Skating Skills	1.00		3.00	1.75	2.75	2.50	-	-	-	-	-	-	2.75	-	-	2.67
Transitions	0.75		2.75	2.00	2.50	2.00	-	-	-	-	-	-	2.50	-	-	1.75
Performance	1.00		2.75	2.00	2.50	2.25	-	-	-	-	-	-	2.50	-	-	2.42
Composition	0.50		2.75	1.75	2.50	2.25	-	-	-	-	-	-	2.25	-	-	1.17
Interpretation of the Music	0.75		2.50	2.00	2.50	2.00	-	-	-	-	-	-	2.25	-	-	1.69
																9.70

Deductions

0.00



BC/YK SECTION SUPER SERIES STARSKATE FINAL

MARCH 3, 2017 to MARCH 5, 2017

4105 Gordon Drive, Kelowna, BC

STAR 8 Women - Free Program

Rank	Name	Club	Element Score	Prog Comp Score	Bonus	Deductions	Score
8	Kaitlin Crerar	Armstrong/Enderby,BC/YK	12.31	10.76	0.00	0.00	23.07

#	Executed Element	Base							JREF							Score
		Value	GOE	J1	J2	J3	J4									
1	1A	1.10	0.13	0	0	1	1	-	-	-	-	-	1	-	-	1.23
2	2S+1Lo	1.80	0.00	0	0	0	0	-	-	-	-	-	0	-	-	1.80
3	FCSpB	1.60	0.00	-1	0	0	0	-	-	-	-	-	0	-	-	1.60
4	ChSq1	1.50	0.33	0	0	1	1	-	-	-	-	-	1	-	-	1.83
5	2F	1.90	-0.60	-2	-3	-2	-2	-	-	-	-	-	-2	-	-	1.30
6	2F+REP	1.33	-0.90	-3	-3	-3	-3	-	-	-	-	-	-3	-	-	0.43
7	CoSpB	1.50	0.00	-1	0	1	0	-	-	-	-	-	0	-	-	1.50
8	2T+1A+SEQ	1.92	0.00	0	-1	0	0	-	-	-	-	-	0	-	-	1.92
9	2S	1.30	-0.60	-3	-3	-3	-3	-	-	-	-	-	-3	-	-	0.70
10	FCCoSp	0.00	-	-	-	-	-	-	-	-	-	-	-	-	-	0.00
12.31																

x - credit for second half, base value multiplied by 1.1 * - invalid element, scored as zero e - jump take-off (Flip/Lutz) with edge
 ! - (singles & pairs) jump take-off (Flip/Lutz) with slight edge ! - (Key Points Dance) incomplete REP - repeated jump restriction V - spin requirement not met
 < - underrotated jump << - (singles & pairs) downgraded jump << - (key points dance) interruption

Program Component	Factor															
Skating Skills	1.00		2.75	2.00	3.00	3.00	-	-	-	-	-	-	3.00	-	-	2.92
Transitions	0.75		2.75	2.25	2.75	2.75	-	-	-	-	-	-	2.75	-	-	2.06
Performance	1.00		2.50	2.25	2.50	2.50	-	-	-	-	-	-	2.50	-	-	2.50
Composition	0.50		2.50	2.00	2.75	2.75	-	-	-	-	-	-	2.75	-	-	1.34
Interpretation of the Music	0.75		2.50	2.25	2.75	2.75	-	-	-	-	-	-	2.50	-	-	1.94
10.76																

Deductions

0.00



BC/YK SECTION SUPER SERIES STARSKATE FINAL

MARCH 3, 2017 to MARCH 5, 2017

4105 Gordon Drive, Kelowna, BC

STAR 8 Women - Free Program

Rank	Name	Club	Element Score	Prog Comp Score	Bonus	Deductions	Score
9	Alicia Hayne	Northern BC Centr,BC/YK	13.32	9.24	0.00	0.00	22.56


#	Executed Element	Base							JREF	Score						
		Value	GOE	J1	J2	J3	J4									
1	FCSpB	1.60	0.17	0	0	1	1	-	-	-	-	-	0	-	-	1.77
2	1A	1.10	0.20	0	1	1	1	-	-	-	-	-	1	-	-	1.30
3	1Lz+2Lo	2.40	-0.90	-3	-3	-3	-3	-	-	-	-	-	-3	-	-	1.50
4	2S	1.30	0.00	0	0	0	-1	-	-	-	-	-	0	-	-	1.30
5	2F<<	0.50	-0.30	-3	-3	-3	-3	-	-	-	-	-	-3	-	-	0.20
6	CCoSpB	1.70	0.17	1	-1	1	0	-	-	-	-	-	0	-	-	1.87
7	ChSq1	1.50	0.00	0	0	0	0	-	-	-	-	-	0	-	-	1.50
8	2S+1Lo	1.80	-0.13	-1	0	-2	-1	-	-	-	-	-	0	-	-	1.67
9	1F+1A+SEQ	1.28	-0.27	-2	-1	-2	-1	-	-	-	-	-	-1	-	-	1.01
10	LSpB	1.20	0.00	0	-1	0	0	-	-	-	-	-	0	-	-	1.20
13.32																

x - credit for second half, base value multiplied by 1.1 * - invalid element, scored as zero e - jump take-off (Flip/Lutz) with edge
 ! - (singles & pairs) jump take-off (Flip/Lutz) with slight edge ! - (Key Points Dance) incomplete REP - repeated jump restriction V - spin requirement not met
 < - underrotated jump << - (singles & pairs) downgraded jump << - (key points dance) interruption

Program Component	Factor	2.25	2.00	2.75	2.50	-	-	-	-	-	-	2.50	-	-	2.42
Skating Skills	1.00	2.25	2.00	2.75	2.50	-	-	-	-	-	-	2.50	-	-	2.42
Transitions	0.75	2.25	2.00	2.25	2.25	-	-	-	-	-	-	2.25	-	-	1.69
Performance	1.00	2.25	2.00	2.50	2.50	-	-	-	-	-	-	2.25	-	-	2.33
Composition	0.50	2.25	2.00	2.25	2.50	-	-	-	-	-	-	2.50	-	-	1.17
Interpretation of the Music	0.75	2.25	2.00	2.00	2.25	-	-	-	-	-	-	2.25	-	-	1.63
9.24															

Deductions

0.00



BC/YK SECTION SUPER SERIES STARSKATE FINAL

MARCH 3, 2017 to MARCH 5, 2017

4105 Gordon Drive, Kelowna, BC

STAR 8 Women - Free Program

Rank	Name	Club	Element Score	Prog Comp Score	Bonus	Deductions	Score
10	Myah Milner	Northern BC Centr,BC/YK	12.40	9.28	0.00	0.00	21.68

#	Executed Element	Base							JREF							Score	
		Value	GOE	J1	J2	J3	J4										
1	2F<<+1Lo	1.00	-0.20	-2	-2	-3	-2	-	-	-	-	-	-	-2	-	-	0.80
2	1A+2T<<	1.50	-0.60	-2	-3	-3	-3	-	-	-	-	-	-	-3	-	-	0.90
3	ChSq1	1.50	0.00	0	0	0	0	-	-	-	-	-	-	0	-	-	1.50
4	CCoSpB	1.70	0.00	0	0	0	0	-	-	-	-	-	-	0	-	-	1.70
5	2Lo<+1Lo	1.80	-0.30	-1	-1	-2	-1	-	-	-	-	-	-	-1	-	-	1.50
6	FCSpB	1.60	-0.10	0	0	-2	-1	-	-	-	-	-	-	0	-	-	1.50
7	2F<	1.40	-0.50	-2	-2	-2	-1	-	-	-	-	-	-	-1	-	-	0.90
8	2S	1.30	0.00	0	-1	0	0	-	-	-	-	-	-	0	-	-	1.30
9	1A	1.10	0.00	0	0	0	0	-	-	-	-	-	-	0	-	-	1.10
10	LSpB	1.20	0.00	0	-1	0	0	-	-	-	-	-	-	0	-	-	1.20

x - credit for second half, base value multiplied by 1.1 * - invalid element, scored as zero e - jump take-off (Flip/Lutz) with edge
 ! - (singles & pairs) jump take-off (Flip/Lutz) with slight edge ! - (Key Points Dance) incomplete REP - repeated jump restriction V - spin requirement not met
 < - underrotated jump << - (singles & pairs) downgraded jump <<< - (key points dance) interruption

Program Component	Factor																
Skating Skills	1.00		2.50	2.00	2.50	2.25	-	-	-	-	-	2.50	-	-			2.42
Transitions	0.75		2.50	2.00	2.25	1.75	-	-	-	-	-	2.50	-	-			1.69
Performance	1.00		2.50	2.25	2.50	2.00	-	-	-	-	-	2.25	-	-			2.33
Composition	0.50		2.50	2.00	2.25	2.00	-	-	-	-	-	2.25	-	-			1.09
Interpretation of the Music	0.75		2.50	2.25	2.25	1.75	-	-	-	-	-	2.50	-	-			1.75
																	9.28

Deductions

0.00



BC/YK SECTION SUPER SERIES STARSKATE FINAL

MARCH 3, 2017 to MARCH 5, 2017

4105 Gordon Drive, Kelowna, BC

STAR 8 Women - Free Program

Rank	Name	Club	Element Score	Prog Comp Score	Bonus	Deductions	Score
11	Kaylin Brinsky	Mile Zero FSC,BC/YK	11.78	9.41	0.00	0.00	21.19


#	Executed Element	Base							JREF							Score
		Value	GOE	J1	J2	J3	J4									
1	2Lo	1.80	0.00	0	0	0	0	-	-	-	-	-	0	-	-	1.80
2	2T	1.30	-0.20	-2	-1	0	-1	-	-	-	-	-	-1	-	-	1.10
3	FCCoSpB	1.70	-0.30	-1	-1	-2	-1	-	-	-	-	-	0	-	-	1.40
4	2F<<	0.50	-0.30	-3	-3	-3	-3	-	-	-	-	-	-3	-	-	0.20
5	FCSpB	1.60	0.00	0	-1	0	0	-	-	-	-	-	0	-	-	1.60
6	2S	1.30	-0.20	-2	-1	-1	-1	-	-	-	-	-	-1	-	-	1.10
7	1F+1A+SEQ	1.28	-0.40	0	-3	-2	-2	-	-	-	-	-	-2	-	-	0.88
8	ChSq1	1.50	0.00	0	0	-1	0	-	-	-	-	-	0	-	-	1.50
9	1Lz+1Lo	1.10	0.00	0	0	1	0	-	-	-	-	-	0	-	-	1.10
10	SSpB	1.10	0.00	0	0	1	0	-	-	-	-	-	0	-	-	1.10

x - credit for second half, base value multiplied by 1.1 * - invalid element, scored as zero e - jump take-off (Flip/Lutz) with edge
 ! - (singles & pairs) jump take-off (Flip/Lutz) with slight edge ! - (Key Points Dance) incomplete REP - repeated jump restriction V - spin requirement not met
 < - underrotated jump << - (singles & pairs) downgraded jump << - (key points dance) interruption

Program Component	Factor														
Skating Skills	1.00		2.50	2.00	2.75	2.50	-	-	-	-	-	2.50	-	-	2.50
Transitions	0.75		2.75	1.75	2.50	2.25	-	-	-	-	-	2.50	-	-	1.82
Performance	1.00		2.25	2.00	2.50	2.25	-	-	-	-	-	2.25	-	-	2.25
Composition	0.50		2.50	2.00	2.50	2.25	-	-	-	-	-	2.50	-	-	1.21
Interpretation of the Music	0.75		2.25	1.75	2.25	2.00	-	-	-	-	-	2.25	-	-	1.63
															9.41

Deductions

0.00



BC/YK SECTION SUPER SERIES STARSKATE FINAL

MARCH 3, 2017 to MARCH 5, 2017

4105 Gordon Drive, Kelowna, BC
 STAR 8 Women - Free Program

Rank	Name	Club	Element Score	Prog Comp Score	Bonus	Deductions	Score
12	Patricia Fortunato	Summerland FSC,BC/YK	11.50	9.60	0.00	0.00	21.10


#	Executed Element	Base							JREF	Score						
		Value	GOE	J1	J2	J3	J4									
1	2S+SEQ+1W**	1.04	-0.40	-2	-3	-2	-2	-	-	-	-	-	-2	-	-	0.64
2	FCSpB	1.60	0.00	0	-1	0	0	-	-	-	-	-	1	-	-	1.60
3	2T<<	0.40	-0.30	-3	-3	-3	-3	-	-	-	-	-	-3	-	-	0.10
4	CCoSpB	1.70	0.33	0	0	1	1	-	-	-	-	-	1	-	-	2.03
5	ChSq1	1.50	0.00	0	0	0	0	-	-	-	-	-	1	-	-	1.50
6	2Lo<<	0.50	-0.30	-3	-3	-3	-3	-	-	-	-	-	-3	-	-	0.20
7	1A+1Lo	1.60	0.00	0	0	-2	0	-	-	-	-	-	1	-	-	1.60
8	2S	1.30	0.00	0	0	0	0	-	-	-	-	-	1	-	-	1.30
9	SSpB	1.10	0.33	0	0	1	1	-	-	-	-	-	1	-	-	1.43
10	1A	1.10	0.00	0	0	0	0	-	-	-	-	-	0	-	-	1.10

x - credit for second half, base value multiplied by 1.1 * - invalid element, scored as zero e - jump take-off (Flip/Lutz) with edge
 ! - (singles & pairs) jump take-off (Flip/Lutz) with slight edge ! - (Key Points Dance) incomplete REP - repeated jump restriction V - spin requirement not met
 < - underrotated jump << - (singles & pairs) downgraded jump << - (key points dance) interruption

Program Component	Factor	2.00	2.00	2.25	2.25	-	-	-	-	-	-	2.50	-	-	2.17
Skating Skills	1.00	2.00	2.00	2.25	2.25	-	-	-	-	-	-	2.50	-	-	2.17
Transitions	0.75	2.25	2.25	2.25	2.75	-	-	-	-	-	-	2.75	-	-	1.82
Performance	1.00	2.25	2.00	2.50	2.50	-	-	-	-	-	-	2.50	-	-	2.42
Composition	0.50	2.50	2.25	2.50	2.50	-	-	-	-	-	-	2.75	-	-	1.25
Interpretation of the Music	0.75	2.50	2.25	2.50	2.75	-	-	-	-	-	-	3.00	-	-	1.94
9.60															

Deductions

0.00



BC/YK SECTION SUPER SERIES STARSKATE FINAL

MARCH 3, 2017 to MARCH 5, 2017

4105 Gordon Drive, Kelowna, BC
 STAR 8 Women - Free Program

Rank	Name	Club	Element Score	Prog Comp Score	Bonus	Deductions	Score
13	Jennifer Oh	Abbotsford SC,BC/YK	12.32	8.75	0.00	0.00	21.07

#	Executed Element	Base							JREF	Score					
		Value	GOE	J1	J2	J3	J4								
1	2S+1A+SEQ	1.92	0.00	0	0	0	0	-	-	-	-	0	-	-	1.92
2	2Lz(e)<<	0.50	-0.30	-3	-3	-3	-3	-	-	-	-	-3	-	-	0.20
3	2F	1.90	-0.20	-1	0	0	-1	-	-	-	-	-1	-	-	1.70
4	FCSpB	1.60	-0.40	-1	-2	-2	0	-	-	-	-	-1	-	-	1.20
5	2S	1.30	0.00	0	-1	0	0	-	-	-	-	0	-	-	1.30
6	2Lz<<+1Lo	1.10	-0.30	-3	-2	-3	-3	-	-	-	-	-3	-	-	0.80
7	SSpB	1.10	0.00	0	0	0	0	-	-	-	-	1	-	-	1.10
8	ChSq1	1.50	0.00	0	0	0	0	-	-	-	-	0	-	-	1.50
9	2F<+2T<<	1.80	-0.90	-3	-3	-3	-3	-	-	-	-	-3	-	-	0.90
10	CCoSpB	1.70	0.00	-2	0	0	0	-	-	-	-	0	-	-	1.70

x - credit for second half, base value multiplied by 1.1 * - invalid element, scored as zero e - jump take-off (Flip/Lutz) with edge
 ! - (singles & pairs) jump take-off (Flip/Lutz) with slight edge ! - (Key Points Dance) incomplete REP - repeated jump restriction V - spin requirement not met
 < - underrotated jump << - (singles & pairs) downgraded jump <<< - (key points dance) interruption

Program Component	Factor	2.25	1.75	2.25	2.50	-	-	-	-	-	2.50	-	-	2.33
Skating Skills	1.00	2.25	1.75	2.25	2.50	-	-	-	-	-	2.50	-	-	2.33
Transitions	0.75	2.25	1.75	2.25	1.75	-	-	-	-	-	2.75	-	-	1.56
Performance	1.00	2.00	2.00	2.50	2.25	-	-	-	-	-	2.25	-	-	2.17
Composition	0.50	2.25	2.00	2.50	2.00	-	-	-	-	-	2.75	-	-	1.13
Interpretation of the Music	0.75	2.00	2.00	2.25	2.00	-	-	-	-	-	2.50	-	-	1.56

Deductions

0.00



BC/YK SECTION SUPER SERIES STARSKATE FINAL

MARCH 3, 2017 to MARCH 5, 2017

4105 Gordon Drive, Kelowna, BC

STAR 8 Women - Free Program

Rank	Name	Club	Element Score	Prog Comp Score	Bonus	Deductions	Score
14	Brooklynn Delaurier	Port Coquitlam FS,BC/YK	10.82	9.96	0.00	0.00	20.78

#	Executed Element	Base						JREF						Score		
		Value	GOE	J1	J2	J3	J4									
1	1A	1.10	0.20	1	0	1	1	-	-	-	-	-	1	-	-	1.30
2	2Lo<<	0.50	-0.30	-3	-3	-3	-3	-	-	-	-	-	-3	-	-	0.20
3	FCSpB	1.60	-0.30	0	-1	-2	-2	-	-	-	-	-	0	-	-	1.30
4	ChSq1	1.50	0.00	0	0	0	1	-	-	-	-	-	0	-	-	1.50
5	2T	1.30	-0.47	-2	-3	-3	-2	-	-	-	-	-	-1	-	-	0.83
6	CCoSpB	1.70	-0.20	0	0	-1	-1	-	-	-	-	-	-1	-	-	1.50
7	2S	1.30	0.07	0	0	1	0	-	-	-	-	-	1	-	-	1.37
8	2Lo+REP	1.26	-0.90	-3	-3	-3	-3	-	-	-	-	-	-3	-	-	0.36
9	1Lz+1A+SEQ	1.36	0.00	0	0	0	0	-	-	-	-	-	0	-	-	1.36
10	SSpB	1.10	0.00	0	0	0	0	-	-	-	-	-	1	-	-	1.10

x - credit for second half, base value multiplied by 1.1 * - invalid element, scored as zero e - jump take-off (Flip/Lutz) with edge
 ! - (singles & pairs) jump take-off (Flip/Lutz) with slight edge ! - (Key Points Dance) incomplete REP - repeated jump restriction V - spin requirement not met
 < - underrotated jump << - (singles & pairs) downgraded jump << - (key points dance) interruption

Program Component	Factor															
Skating Skills	1.00		3.00	2.00	2.50	2.50	-	-	-	-	-	-	2.75	-	-	2.58
Transitions	0.75		2.75	2.25	2.50	2.25	-	-	-	-	-	-	2.50	-	-	1.82
Performance	1.00		2.50	2.00	2.25	2.25	-	-	-	-	-	-	2.50	-	-	2.33
Composition	0.50		2.75	2.00	2.50	2.50	-	-	-	-	-	-	2.75	-	-	1.29
Interpretation of the Music	0.75		2.75	2.00	2.75	2.50	-	-	-	-	-	-	2.50	-	-	1.94
																9.96

Deductions 0.00



BC/YK SECTION SUPER SERIES STARSKATE FINAL

MARCH 3, 2017 to MARCH 5, 2017

4105 Gordon Drive, Kelowna, BC

STAR 8 Women - Free Program

Rank	Name	Club	Element Score	Prog Comp Score	Bonus	Deductions	Score
15	Zoe Marina	Kimberley SC,BC/YK	10.07	8.75	0.00	0.00	18.82

Executed #	Element	Base							JREF							Score
		Value	GOE	J1	J2	J3	J4									
1	1A	1.10	-0.60	-3	-3	-3	-3	-	-	-	-	-	-3	-	-	0.50
2	2S+1T	1.70	-0.33	-2	-1	-3	-2	-	-	-	-	-	-1	-	-	1.37
3	FCSpB	1.60	-0.10	-1	-2	0	0	-	-	-	-	-	0	-	-	1.50
4	ChSq1	1.50	0.00	0	0	0	0	-	-	-	-	-	-1	-	-	1.50
5	2T<	0.90	-0.60	-3	-3	-3	-3	-	-	-	-	-	-2	-	-	0.30
6	USpB	1.00	-0.30	-1	-1	-1	0	-	-	-	-	-	-1	-	-	0.70
7	1Lz(e)+1Lo	1.00	-0.20	-3	-2	0	-2	-	-	-	-	-	-2	-	-	0.80
8	2S	1.30	-0.60	-3	-3	-3	-3	-	-	-	-	-	-3	-	-	0.70
9	CCoSpB	1.70	0.00	-1	0	1	0	-	-	-	-	-	0	-	-	1.70
10	1F+1Lo	1.00	0.00	0	0	0	0	-	-	-	-	-	0	-	-	1.00

x - credit for second half, base value multiplied by 1.1 * - invalid element, scored as zero e - jump take-off (Flip/Lutz) with edge
 ! - (singles & pairs) jump take-off (Flip/Lutz) with slight edge ! - (Key Points Dance) incomplete REP - repeated jump restriction V - spin requirement not met
 < - underrotated jump << - (singles & pairs) downgraded jump <<< - (key points dance) interruption

Program Component	Factor															
Skating Skills	1.00		2.00	1.75	2.25	2.25	-	-	-	-	-	-	2.75	-	-	2.17
Transitions	0.75		2.25	2.00	2.25	2.25	-	-	-	-	-	-	2.50	-	-	1.69
Performance	1.00		2.00	1.75	2.25	2.25	-	-	-	-	-	-	2.25	-	-	2.17
Composition	0.50		2.25	2.00	2.25	2.00	-	-	-	-	-	-	2.50	-	-	1.09
Interpretation of the Music	0.75		2.50	2.00	2.00	2.00	-	-	-	-	-	-	2.50	-	-	1.63
																8.75

Deductions

	0.00
--	------



BC/YK SECTION SUPER SERIES STARSKATE FINAL

MARCH 3, 2017 to MARCH 5, 2017

4105 Gordon Drive, Kelowna, BC

STAR 8 Women - Free Program

Rank	Name	Club	Element Score	Prog Comp Score	Bonus	Deductions	Score
16	Beverly Smetaniuk	Quesnel FSC,BC/YK	10.39	8.00	0.00	0.00	18.39

#	Executed Element	Base							JREF	Score						
		Value	GOE	J1	J2	J3	J4									
1	2S+1Lo	1.80	-0.20	-1	-1	-1	-1	-	-	-	-	-	-1	-	-	1.60
2	2F	1.90	-0.90	-3	-3	-3	-3	-	-	-	-	-	-3	-	-	1.00
3	FCCoSpB (V)	1.50	-0.40	-1	-2	-2	-1	-	-	-	-	-	0	-	-	1.10
4	1A+1A+SEQ	1.76	-0.07	0	-1	-1	0	-	-	-	-	-	0	-	-	1.69
5	2Lo	1.80	-0.90	-3	-3	-3	-3	-	-	-	-	-	-3	-	-	0.90
6	FSSp	0.00	-	-	-	-	-	-	-	-	-	-	-	-	-	0.00
7	2T+1T	1.70	-0.40	-2	-2	-2	-2	-	-	-	-	-	-2	-	-	1.30
8	2S<<	0.40	-0.30	-3	-3	-3	-2	-	-	-	-	-	-3	-	-	0.10
9	ChSq1	1.50	-0.10	-1	0	-1	0	-	-	-	-	-	0	-	-	1.40
10	CCoSpB (V)	1.50	-0.20	-1	-2	-1	0	-	-	-	-	-	0	-	-	1.30

x - credit for second half, base value multiplied by 1.1 * - invalid element, scored as zero e - jump take-off (Flip/Lutz) with edge
 ! - (singles & pairs) jump take-off (Flip/Lutz) with slight edge ! - (Key Points Dance) incomplete REP - repeated jump restriction V - spin requirement not met
 < - underrotated jump << - (singles & pairs) downgraded jump <<< - (key points dance) interruption

Program Component	Factor	2.25	1.50	2.00	2.50	-	-	-	-	-	2.50	-	-	2.25
Skating Skills	1.00	2.25	1.50	2.00	2.50	-	-	-	-	-	2.50	-	-	2.25
Transitions	0.75	2.25	1.75	1.75	1.50	-	-	-	-	-	2.00	-	-	1.37
Performance	1.00	2.00	1.50	2.00	1.75	-	-	-	-	-	2.00	-	-	1.92
Composition	0.50	2.25	1.75	1.75	1.75	-	-	-	-	-	2.25	-	-	0.96
Interpretation of the Music	0.75	2.25	1.50	1.75	2.00	-	-	-	-	-	2.25	-	-	1.50
														8.00

Deductions

0.00



BC/YK SECTION SUPER SERIES STARSKATE FINAL

MARCH 3, 2017 to MARCH 5, 2017

4105 Gordon Drive, Kelowna, BC

STAR 8 Women - Free Program

Rank	Name	Club	Element Score	Prog Comp Score	Bonus	Deductions	Score
17	Holly Burke	Prince George FSC, BC/YK	9.23	8.08	0.00	0.00	17.31


#	Executed Element	Base							JREF	Score	
		Value	GOE	J1	J2	J3	J4				
1	2T	1.30	-0.07	-2	0	-1	0	-	-	0	1.23
2	FCSpB	1.60	0.00	0	-1	0	0	-	-	0	1.60
3	1A<<+1T	0.40	-0.20	-2	-2	-3	-2	-	-	-2	0.20
4	2S	1.30	-0.60	-3	-3	-3	-3	-	-	-3	0.70
5	1A+1Lo	1.60	-0.33	-2	-3	-2	-1	-	-	0	1.27
6	CCoSpB	1.70	-0.30	-1	-2	-2	0	-	-	0	1.40
7	1Lo	0.50	-0.17	-2	-3	-1	-2	-	-	-1	0.33
8	CoSpB (V)	1.10	0.00	0	0	-1	0	-	-	0	1.10
9	ChSq1	1.50	-0.10	-1	-1	0	0	-	-	0	1.40
10	2S<<+REP	0.28	-0.30	-3	-3	-3	-3	-	-	-3	0.00

x - credit for second half, base value multiplied by 1.1 * - invalid element, scored as zero e - jump take-off (Flip/Lutz) with edge
 ! - (singles & pairs) jump take-off (Flip/Lutz) with slight edge ! - (Key Points Dance) incomplete REP - repeated jump restriction V - spin requirement not met
 < - underrotated jump << - (singles & pairs) downgraded jump << - (key points dance) interruption

Program Component	Factor	2.25	1.50	2.25	2.25	-	-	-	-	-	2.75	-	-	2.25
Skating Skills	1.00	2.25	1.50	2.25	2.25	-	-	-	-	-	2.75	-	-	2.25
Transitions	0.75	2.25	1.50	2.00	1.75	-	-	-	-	-	2.25	-	-	1.50
Performance	1.00	2.00	1.50	1.75	2.00	-	-	-	-	-	2.25	-	-	1.92
Composition	0.50	2.25	1.50	2.00	2.00	-	-	-	-	-	2.50	-	-	1.04
Interpretation of the Music	0.75	2.00	1.50	1.75	1.75	-	-	-	-	-	2.25	-	-	1.37

Deductions

0.00



BC/YK SECTION SUPER SERIES STARSKATE FINAL

MARCH 3, 2017 to MARCH 5, 2017

4105 Gordon Drive, Kelowna, BC

STAR 8 Women - Free Program

Rank	Name	Club	Element Score	Prog Comp Score	Bonus	Deductions	Score
18	Sonia Mende	Fernie SC,BC/YK	7.70	8.61	0.00	0.00	16.31

#	Executed Element	Base							JREF							Score
		Value	GOE	J1	J2	J3	J4									
1	1A+1T	1.50	0.00	0	0	0	0	-	-	-	-	-	0	-	-	1.50
2	1F+1Lo	1.00	0.00	0	0	0	0	-	-	-	-	-	0	-	-	1.00
3	2S<	0.90	-0.60	-3	-3	-3	-3	-	-	-	-	-	-3	-	-	0.30
4	CCoSpB	1.70	-0.10	-1	0	0	0	-	-	-	-	-	-1	-	-	1.60
5	ChSq1	1.50	0.00	0	0	0	0	-	-	-	-	-	1	-	-	1.50
6	2Lo<<	0.50	-0.30	-3	-3	-3	-3	-	-	-	-	-	-3	-	-	0.20
7	FSSp	0.00	-	-	-	-	-	-	-	-	-	-	-	-	-	0.00
8	2S<<+REP	0.28	-0.30	-3	-3	-3	-3	-	-	-	-	-	-3	-	-	0.00
9	1A	1.10	0.00	0	0	1	0	-	-	-	-	-	0	-	-	1.10
10	CSpB	1.10	-0.60	-1	-2	-3	-2	-	-	-	-	-	-2	-	-	0.50

x - credit for second half, base value multiplied by 1.1 * - invalid element, scored as zero e - jump take-off (Flip/Lutz) with edge
 ! - (singles & pairs) jump take-off (Flip/Lutz) with slight edge ! - (Key Points Dance) incomplete REP - repeated jump restriction V - spin requirement not met
 < - underrotated jump << - (singles & pairs) downgraded jump << - (key points dance) interruption

Program Component	Factor															
Skating Skills	1.00		2.25	1.75	2.25	2.25	-	-	-	-	-	2.50	-	-		2.25
Transitions	0.75		2.25	1.75	2.50	1.75	-	-	-	-	-	2.25	-	-		1.56
Performance	1.00		2.25	1.50	2.50	2.00	-	-	-	-	-	2.00	-	-		2.08
Composition	0.50		2.25	1.50	2.25	2.00	-	-	-	-	-	2.50	-	-		1.09
Interpretation of the Music	0.75		2.25	1.75	2.25	2.00	-	-	-	-	-	2.25	-	-		1.63
																8.61

Deductions

0.00