



BC/YK SECTION SUPER SERIES STARSKATE FINAL

MARCH 3, 2017 to MARCH 5, 2017

4105 Gordon Drive, Kelowna, BC

STAR 6 Women - Free Program

Rank	Name	Club	Element Score	Prog Comp Score	Bonus	Deductions	Score
1	Amy Leith	Hollyburn Country,BC/YK	14.93	14.15	0.00	0.00	29.08

#	Executed Element	Base							JREF	Score			
		Value	GOE	J1	J2	J3	J4						
1	1A	1.10	0.13	1	1	1	0	-	-	0	-	-	1.23
2	2Lo	1.80	0.10	1	0	1	0	-	-	0	-	-	1.90
3	2S+1T	1.70	0.13	1	1	1	0	-	-	0	-	-	1.83
4	1F+2Lo	2.30	0.00	0	0	0	0	-	-	0	-	-	2.30
5	FCSpB	1.60	0.50	1	1	1	1	-	-	1	-	-	2.10
6	SpSqB	1.50	0.50	1	1	2	1	-	-	1	-	-	2.00
7	2T	1.30	0.07	1	0	1	0	-	-	0	-	-	1.37
8	CCoSpB	1.70	0.50	2	1	1	1	-	-	1	-	-	2.20
												14.93	

x - credit for second half, base value multiplied by 1.1 * - invalid element, scored as zero e - jump take-off (Flip/Lutz) with edge
 ! - (singles & pairs) jump take-off (Flip/Lutz) with slight edge ! - (Key Points Dance) incomplete REP - repeated jump restriction V - spin requirement not met
 < - underrotated jump << - (singles & pairs) downgraded jump << - (key points dance) interruption

Program Component	Factor														
Skating Skills	1.00		3.25	3.25	4.00	3.00	-	-	-	-	-	3.75	-	-	3.42
Transitions	0.75		2.75	3.00	4.00	3.00	-	-	-	-	-	4.00	-	-	2.50
Performance	1.00		3.50	3.50	4.25	3.25	-	-	-	-	-	4.00	-	-	3.67
Composition	0.50		3.00	3.50	4.00	3.00	-	-	-	-	-	4.25	-	-	1.75
Interpretation of the Music	0.75		3.50	3.50	4.25	3.25	-	-	-	-	-	4.50	-	-	2.81
														14.15	

Deductions

0.00



BC/YK SECTION SUPER SERIES STARSKATE FINAL

MARCH 3, 2017 to MARCH 5, 2017

4105 Gordon Drive, Kelowna, BC

STAR 6 Women - Free Program

Rank	Name	Club	Element Score	Prog Comp Score	Bonus	Deductions	Score
2	Miikka Ho	Sunset FSC,BC/YK	14.47	11.95	0.00	0.00	26.42

#	Executed Element	Base							JREF	Score						
		Value	GOE	J1	J2	J3	J4									
1	1A+2T	2.40	0.20	1	1	0	1	-	-	-	-	-	1	-	-	2.60
2	FCSpB	1.60	0.17	0	0	0	1	-	-	-	-	-	1	-	-	1.77
3	2Lo	1.80	-0.90	-3	-3	-3	-3	-	-	-	-	-	-3	-	-	0.90
4	2Lz+1Lo	2.60	0.00	0	0	0	0	-	-	-	-	-	0	-	-	2.60
5	CCoSpB	1.70	-0.20	-1	-1	0	0	-	-	-	-	-	-1	-	-	1.50
6	SpSqB	1.50	1.00	2	2	2	1	-	-	-	-	-	2	-	-	2.50
7	2S	1.30	0.00	0	0	0	0	-	-	-	-	-	0	-	-	1.30
8	2T	1.30	0.00	0	0	0	0	-	-	-	-	-	0	-	-	1.30
14.47																

x - credit for second half, base value multiplied by 1.1 * - invalid element, scored as zero e - jump take-off (Flip/Lutz) with edge
 ! - (singles & pairs) jump take-off (Flip/Lutz) with slight edge ! - (Key Points Dance) incomplete REP - repeated jump restriction V - spin requirement not met
 < - underrotated jump << - (singles & pairs) downgraded jump << - (key points dance) interruption

Program Component	Factor	2.75	2.75	3.25	3.00	-	-	-	-	-	-	3.00	-	-	Score
Skating Skills	1.00	2.75	2.75	3.25	3.00	-	-	-	-	-	-	3.00	-	-	2.92
Transitions	0.75	2.25	2.75	3.25	2.75	-	-	-	-	-	-	3.25	-	-	2.19
Performance	1.00	2.50	3.00	3.50	3.00	-	-	-	-	-	-	3.00	-	-	3.00
Composition	0.50	2.75	3.25	3.50	2.50	-	-	-	-	-	-	3.50	-	-	1.59
Interpretation of the Music	0.75	2.50	3.00	3.50	2.50	-	-	-	-	-	-	3.50	-	-	2.25
11.95															

Deductions

0.00



BC/YK SECTION SUPER SERIES STARSKATE FINAL

MARCH 3, 2017 to MARCH 5, 2017

4105 Gordon Drive, Kelowna, BC
STAR 6 Women - Free Program

Rank	Name	Club	Element Score	Prog Comp Score	Bonus	Deductions	Score
3	Della Williamson	Abbotsford SC,BC/YK	14.70	9.67	0.00	0.00	24.37

#	Executed Element	Base							JREF							Score
		Value	GOE	J1	J2	J3	J4									
1	1A	1.10	0.00	1	0	0	0	-	-	-	-	-	0	-	-	1.10
2	2F	1.90	0.00	0	0	0	0	-	-	-	-	-	0	-	-	1.90
3	CCoSpB	1.70	0.00	1	0	0	0	-	-	-	-	-	0	-	-	1.70
4	SpSqB	1.50	0.00	0	0	0	0	-	-	-	-	-	0	-	-	1.50
5	2Lo+2Lo	3.60	-0.60	-2	-2	-2	-2	-	-	-	-	-	-2	-	-	3.00
6	2S	1.30	0.00	0	0	0	0	-	-	-	-	-	-1	-	-	1.30
7	2T+2T	2.60	0.00	0	-1	0	0	-	-	-	-	-	0	-	-	2.60
8	FCSpB	1.60	0.00	0	0	-1	0	-	-	-	-	-	0	-	-	1.60
																14.70

x - credit for second half, base value multiplied by 1.1 * - invalid element, scored as zero e - jump take-off (Flip/Lutz) with edge
 ! - (singles & pairs) jump take-off (Flip/Lutz) with slight edge ! - (Key Points Dance) incomplete REP - repeated jump restriction V - spin requirement not met
 < - underrotated jump << - (singles & pairs) downgraded jump << - (key points dance) interruption

Program Component	Factor															
Skating Skills	1.00		2.75	2.25	2.75	2.25	-	-	-	-	-	-	2.50	-	-	2.50
Transitions	0.75		3.00	1.75	2.50	2.25	-	-	-	-	-	-	2.25	-	-	1.75
Performance	1.00		2.75	2.00	2.50	2.25	-	-	-	-	-	-	2.75	-	-	2.50
Composition	0.50		2.75	2.00	2.50	2.00	-	-	-	-	-	-	2.50	-	-	1.17
Interpretation of the Music	0.75		2.50	1.75	2.50	2.00	-	-	-	-	-	-	2.50	-	-	1.75
																9.67

Deductions

																	0.00
--	--	--	--	--	--	--	--	--	--	--	--	--	--	--	--	--	------



BC/YK SECTION SUPER SERIES STARSKATE FINAL

MARCH 3, 2017 to MARCH 5, 2017

4105 Gordon Drive, Kelowna, BC

STAR 6 Women - Free Program

Rank	Name	Club	Element Score	Prog Comp Score	Bonus	Deductions	Score
4	Tiffany Yee	Hollyburn Country,BC/YK	12.63	11.65	0.00	0.00	24.28

#	Executed Element	Base							JREF							Score
		Value	GOE	J1	J2	J3	J4									
1	CCoSpB	1.70	0.50	0	1	1	1	-	-	-	-	-	1	-	-	2.20
2	1A+1Lo	1.60	0.07	1	0	0	0	-	-	-	-	-	1	-	-	1.67
3	2S+1T	1.70	0.00	0	0	0	0	-	-	-	-	-	0	-	-	1.70
4	2T	1.30	0.13	1	1	1	0	-	-	-	-	-	0	-	-	1.43
5	2S	1.30	-0.20	-1	-1	-1	-1	-	-	-	-	-	-1	-	-	1.10
6	StSqB	1.50	0.33	0	1	1	1	-	-	-	-	-	0	-	-	1.83
7	1A	1.10	0.00	0	0	0	0	-	-	-	-	-	0	-	-	1.10
8	SSpB	1.10	0.50	1	1	0	1	-	-	-	-	-	1	-	-	1.60
																12.63

x - credit for second half, base value multiplied by 1.1 * - invalid element, scored as zero e - jump take-off (Flip/Lutz) with edge
 ! - (singles & pairs) jump take-off (Flip/Lutz) with slight edge ! - (Key Points Dance) incomplete REP - repeated jump restriction V - spin requirement not met
 < - underrotated jump << - (singles & pairs) downgraded jump << - (key points dance) interruption

Program Component	Factor															
Skating Skills	1.00		2.75	2.75	3.25	2.75	-	-	-	-	-	-	3.75	-	-	2.92
Transitions	0.75		2.50	3.00	3.25	3.00	-	-	-	-	-	-	3.50	-	-	2.31
Performance	1.00		2.75	2.75	3.25	2.75	-	-	-	-	-	-	3.50	-	-	2.92
Composition	0.50		2.75	3.00	3.25	2.75	-	-	-	-	-	-	3.75	-	-	1.50
Interpretation of the Music	0.75		2.50	2.50	3.00	2.50	-	-	-	-	-	-	3.25	-	-	2.00
																11.65

Deductions

																	0.00
--	--	--	--	--	--	--	--	--	--	--	--	--	--	--	--	--	------



BC/YK SECTION SUPER SERIES STARSKATE FINAL

MARCH 3, 2017 to MARCH 5, 2017

4105 Gordon Drive, Kelowna, BC

STAR 6 Women - Free Program

Rank	Name	Club	Element Score	Prog Comp Score	Bonus	Deductions	Score
5	Saki Smith	Summerland FSC,BC/YK	13.73	9.61	0.00	0.00	23.34

#	Executed Element	Base						JREF	Score
		Value	GOE	J1	J2	J3	J4		
1	2Lo	1.80	-0.60	-2	-2	-1	-3	-2	1.20
2	CCoSpB	1.70	0.33	1	0	1	0	1	2.03
3	1A+2T	2.40	-0.40	-2	-2	-2	-3	-2	2.00
4	2F	1.90	-0.90	-3	-3	-3	-3	-3	1.00
5	2S	1.30	0.00	1	0	0	0	0	1.30
6	SpSqB	1.50	0.00	0	0	0	0	0	1.50
7	2S+2Lo	3.10	0.00	0	0	0	0	0	3.10
8	FCSpB	1.60	0.00	1	0	0	0	0	1.60
									13.73

x - credit for second half, base value multiplied by 1.1 * - invalid element, scored as zero e - jump take-off (Flip/Lutz) with edge
 ! - (singles & pairs) jump take-off (Flip/Lutz) with slight edge ! - (Key Points Dance) incomplete REP - repeated jump restriction V - spin requirement not met
 < - underrotated jump << - (singles & pairs) downgraded jump << - (key points dance) interruption

Program Component	Factor	2.50	2.25	2.75	2.00	-	-	-	-	-	2.75	-	-	2.50
Skating Skills	1.00	2.50	2.25	2.75	2.00	-	-	-	-	-	2.75	-	-	2.50
Transitions	0.75	2.25	2.00	2.50	2.00	-	-	-	-	-	2.50	-	-	1.69
Performance	1.00	2.50	2.25	2.50	2.00	-	-	-	-	-	2.75	-	-	2.42
Composition	0.50	2.50	2.50	2.50	2.25	-	-	-	-	-	2.75	-	-	1.25
Interpretation of the Music	0.75	2.50	2.00	2.25	2.25	-	-	-	-	-	2.50	-	-	1.75
														9.61

Deductions

0.00



BC/YK SECTION SUPER SERIES STARSKATE FINAL

MARCH 3, 2017 to MARCH 5, 2017

4105 Gordon Drive, Kelowna, BC

STAR 6 Women - Free Program

Rank	Name	Club	Element Score	Prog Comp Score	Bonus	Deductions	Score
6	Jayha Koonar	Killarney Centre ,BC/YK	12.60	10.41	0.00	0.00	23.01

#	Executed Element	Base							JREF							Score
		Value	GOE	J1	J2	J3	J4									
1	1A+2T	2.40	0.00	0	0	0	0	-	-	-	-	-	0	-	-	2.40
2	2Lo+1Lo<	2.20	-0.60	-2	-2	0	-2	-	-	-	-	-	-2	-	-	1.60
3	FCSpB	1.60	0.00	0	0	0	0	-	-	-	-	-	-1	-	-	1.60
4	2S	1.30	0.00	0	0	0	0	-	-	-	-	-	0	-	-	1.30
5	SpSqB	1.50	0.33	0	1	1	0	-	-	-	-	-	1	-	-	1.83
6	2Lo	1.80	-0.90	-3	-3	-3	-3	-	-	-	-	-	-3	-	-	0.90
7	1A	1.10	0.00	0	0	0	0	-	-	-	-	-	0	-	-	1.10
8	CCoSpB	1.70	0.17	1	0	0	0	-	-	-	-	-	1	-	-	1.87
																12.60

x - credit for second half, base value multiplied by 1.1 * - invalid element, scored as zero e - jump take-off (Flip/Lutz) with edge
 ! - (singles & pairs) jump take-off (Flip/Lutz) with slight edge ! - (Key Points Dance) incomplete REP - repeated jump restriction V - spin requirement not met
 < - underrotated jump << - (singles & pairs) downgraded jump << - (key points dance) interruption

Program Component	Factor															
Skating Skills	1.00		2.50	2.25	2.75	2.00	-	-	-	-	-	-	3.00	-	-	2.50
Transitions	0.75		2.50	2.00	2.75	2.00	-	-	-	-	-	-	3.25	-	-	1.82
Performance	1.00		2.50	2.50	3.25	2.25	-	-	-	-	-	-	3.25	-	-	2.75
Composition	0.50		2.50	2.50	3.00	2.25	-	-	-	-	-	-	3.50	-	-	1.34
Interpretation of the Music	0.75		2.50	2.00	3.00	2.50	-	-	-	-	-	-	3.75	-	-	2.00
																10.41

Deductions

																	0.00
--	--	--	--	--	--	--	--	--	--	--	--	--	--	--	--	--	------



BC/YK SECTION SUPER SERIES STARSKATE FINAL

MARCH 3, 2017 to MARCH 5, 2017

4105 Gordon Drive, Kelowna, BC

STAR 6 Women - Free Program

Rank	Name	Club	Element Score	Prog Comp Score	Bonus	Deductions	Score
7	Sophie Maskall	White Rock South ,BC/YK	12.13	10.39	0.00	0.00	22.52

#	Executed Element	Base							JREF							Score
		Value	GOE	J1	J2	J3	J4									
1	1A	1.10	0.00	0	0	0	0	-	-	-	-	-	0	-	-	1.10
2	2S+2T<<	1.70	-0.47	-3	-2	-2	-2	-	-	-	-	-	-3	-	-	1.23
3	SpSqB	1.50	0.00	0	0	0	0	-	-	-	-	-	0	-	-	1.50
4	2Lo+1Lo	2.30	0.00	0	0	0	0	-	-	-	-	-	-1	-	-	2.30
5	CCoSpB	1.70	0.00	0	0	1	0	-	-	-	-	-	0	-	-	1.70
6	2F	1.90	-0.40	-1	-2	-1	-2	-	-	-	-	-	-1	-	-	1.50
7	2S	1.30	0.00	0	0	0	0	-	-	-	-	-	0	-	-	1.30
8	FCSpB	1.60	-0.10	0	-1	0	-1	-	-	-	-	-	0	-	-	1.50
12.13																

x - credit for second half, base value multiplied by 1.1

* - invalid element, scored as zero

e - jump take-off (Flip/Lutz) with edge

! - (singles & pairs) jump take-off (Flip/Lutz) with slight edge

! - (Key Points Dance) incomplete

REP - repeated jump restriction V - spin requirement not met

< - underrotated jump

<< - (singles & pairs) downgraded jump << - (key points dance) interruption

Program Component	Factor														
Skating Skills	1.00		2.25	2.25	2.50	2.00	-	-	-	-	-	2.50	-	-	2.33
Transitions	0.75		2.75	2.50	2.50	2.25	-	-	-	-	-	3.00	-	-	1.94
Performance	1.00		2.50	2.50	2.75	2.25	-	-	-	-	-	2.75	-	-	2.58
Composition	0.50		2.75	3.25	2.75	2.25	-	-	-	-	-	3.00	-	-	1.42
Interpretation of the Music	0.75		2.75	3.00	2.75	2.50	-	-	-	-	-	3.50	-	-	2.12
10.39															

Deductions

0.00



BC/YK SECTION SUPER SERIES STARSKATE FINAL

MARCH 3, 2017 to MARCH 5, 2017

4105 Gordon Drive, Kelowna, BC

STAR 6 Women - Free Program

Rank	Name	Club	Element Score	Prog Comp Score	Bonus	Deductions	Score
8	Alyssa Federico	Oak Bay FSC,BC/YK	11.73	10.36	0.00	0.00	22.09

#	Executed Element	Base							JREF							Score
		Value	GOE	J1	J2	J3	J4									
1	2F+2T	3.20	-0.20	-1	-2	0	0	-	-	-	-	-	-1	-	-	3.00
2	CCoSpB	1.70	0.00	0	0	1	0	-	-	-	-	-	0	-	-	1.70
3	2Lo+1Lo<<	1.80	-0.60	-3	-2	-1	-2	-	-	-	-	-	-2	-	-	1.20
4	2F<	1.40	-0.60	-3	-2	-1	-2	-	-	-	-	-	-2	-	-	0.80
5	SpSqB	1.50	0.00	-1	0	0	0	-	-	-	-	-	0	-	-	1.50
6	2Lz<	1.50	-0.50	-2	-2	-1	-1	-	-	-	-	-	-2	-	-	1.00
7	1A	1.10	-0.07	0	-1	0	-1	-	-	-	-	-	0	-	-	1.03
8	FSSpB	1.70	-0.20	0	-1	-1	0	-	-	-	-	-	-2	-	-	1.50
																11.73

x - credit for second half, base value multiplied by 1.1 * - invalid element, scored as zero e - jump take-off (Flip/Lutz) with edge
 ! - (singles & pairs) jump take-off (Flip/Lutz) with slight edge ! - (Key Points Dance) incomplete REP - repeated jump restriction V - spin requirement not met
 < - underrotated jump << - (singles & pairs) downgraded jump << - (key points dance) interruption

Program Component	Factor														
Skating Skills	1.00		2.50	2.25	3.00	2.25	-	-	-	-	-	2.75	-	-	2.50
Transitions	0.75		2.00	2.25	3.25	2.00	-	-	-	-	-	3.25	-	-	1.88
Performance	1.00		2.25	2.50	3.50	2.25	-	-	-	-	-	3.00	-	-	2.58
Composition	0.50		2.25	2.75	3.25	2.25	-	-	-	-	-	3.00	-	-	1.34
Interpretation of the Music	0.75		2.25	2.50	3.25	2.50	-	-	-	-	-	3.50	-	-	2.06
															10.36

Deductions

0.00



BC/YK SECTION SUPER SERIES STARSKATE FINAL

MARCH 3, 2017 to MARCH 5, 2017

4105 Gordon Drive, Kelowna, BC

STAR 6 Women - Free Program

Rank	Name	Club	Element Score	Prog Comp Score	Bonus	Deductions	Score
9	Alina Murphy	Squamish FSC,BC/YK	12.40	9.16	0.00	0.00	21.56


#	Executed Element	Base							JREF							Score
		Value	GOE	J1	J2	J3	J4									
1	2S+1Lo	1.80	0.00	0	0	0	0	-	-	-	-	-	0	-	-	1.80
2	2T+2T	2.60	-0.07	0	-1	0	0	-	-	-	-	-	-1	-	-	2.53
3	SpSqB	1.50	-0.10	-1	0	0	0	-	-	-	-	-	-1	-	-	1.40
4	2Lo	1.80	-0.50	-2	-2	-1	-2	-	-	-	-	-	-1	-	-	1.30
5	FCSpB	1.60	-0.10	-1	0	0	0	-	-	-	-	-	-1	-	-	1.50
6	2S	1.30	0.00	0	0	0	0	-	-	-	-	-	0	-	-	1.30
7	1A	1.10	0.07	0	1	1	0	-	-	-	-	-	0	-	-	1.17
8	CCoSpB (V)	1.50	-0.10	-1	0	0	0	-	-	-	-	-	-2	-	-	1.40
																12.40

x - credit for second half, base value multiplied by 1.1 * - invalid element, scored as zero e - jump take-off (Flip/Lutz) with edge
 ! - (singles & pairs) jump take-off (Flip/Lutz) with slight edge ! - (Key Points Dance) incomplete REP - repeated jump restriction V - spin requirement not met
 < - underrotated jump << - (singles & pairs) downgraded jump << - (key points dance) interruption

Program Component	Factor															
Skating Skills	1.00		2.25	2.00	2.75	2.50	-	-	-	-	-	-	2.50	-	-	2.42
Transitions	0.75		2.25	2.00	2.75	2.25	-	-	-	-	-	-	2.25	-	-	1.69
Performance	1.00		2.25	2.00	2.50	2.25	-	-	-	-	-	-	2.25	-	-	2.25
Composition	0.50		2.25	1.75	2.50	2.25	-	-	-	-	-	-	2.50	-	-	1.17
Interpretation of the Music	0.75		2.00	1.50	2.50	2.25	-	-	-	-	-	-	2.25	-	-	1.63
																9.16

Deductions

0.00



BC/YK SECTION SUPER SERIES STARSKATE FINAL

MARCH 3, 2017 to MARCH 5, 2017

4105 Gordon Drive, Kelowna, BC
 STAR 6 Women - Free Program

Rank	Name	Club	Element Score	Prog Comp Score	Bonus	Deductions	Score
10	Yvonne Gregory	Beaver Valley (BC,BC/YK)	12.16	8.90	0.00	0.00	21.06

#	Executed Element	Base							JREF							Score
		Value	GOE	J1	J2	J3	J4									
1	1A+2Lo	2.90	-0.30	-2	-1	0	-1	-	-	-	-	-	-1	-	-	2.60
2	CCoSpB	1.70	0.33	1	0	1	0	-	-	-	-	-	1	-	-	2.03
3	2Lo	1.80	-0.60	-2	-2	-2	-2	-	-	-	-	-	-1	-	-	1.20
4	2T	1.30	-0.47	-3	-2	-2	-3	-	-	-	-	-	-2	-	-	0.83
5	2S+1T	1.70	-0.20	-2	-1	0	-1	-	-	-	-	-	-1	-	-	1.50
6	SpSqB	1.50	0.00	-2	0	0	0	-	-	-	-	-	0	-	-	1.50
7	2S	1.30	-0.40	-2	-2	-2	-3	-	-	-	-	-	-2	-	-	0.90
8	FCSpB	1.60	0.00	0	0	0	-1	-	-	-	-	-	0	-	-	1.60
																12.16

x - credit for second half, base value multiplied by 1.1 * - invalid element, scored as zero e - jump take-off (Flip/Lutz) with edge
 ! - (singles & pairs) jump take-off (Flip/Lutz) with slight edge ! - (Key Points Dance) incomplete REP - repeated jump restriction V - spin requirement not met
 < - underrotated jump << - (singles & pairs) downgraded jump << - (key points dance) interruption

Program Component	Factor															
Skating Skills	1.00		2.00	1.75	2.50	1.75	-	-	-	-	-	-	2.75	-	-	2.08
Transitions	0.75		2.25	2.00	2.50	1.75	-	-	-	-	-	-	3.25	-	-	1.69
Performance	1.00		2.25	2.00	2.50	1.75	-	-	-	-	-	-	2.75	-	-	2.25
Composition	0.50		2.50	2.00	2.25	1.75	-	-	-	-	-	-	3.25	-	-	1.13
Interpretation of the Music	0.75		2.25	2.25	2.50	2.00	-	-	-	-	-	-	3.25	-	-	1.75
																8.90

Deductions

0.00



BC/YK SECTION SUPER SERIES STARSKATE FINAL

MARCH 3, 2017 to MARCH 5, 2017

4105 Gordon Drive, Kelowna, BC

STAR 6 Women - Free Program

Rank	Name	Club	Element Score	Prog Comp Score	Bonus	Deductions	Score
11	Sophie Dunkley	Oak Bay FSC,BC/YK	11.57	9.41	0.00	0.00	20.98

#	Executed Element	Base							JREF							Score
		Value	GOE	J1	J2	J3	J4									
1	2S	1.30	0.00	0	0	0	0	-	-	-	-	-	0	-	-	1.30
2	2Lz	2.10	-0.10	0	-1	-1	0	-	-	-	-	-	0	-	-	2.00
3	1A+1Lo	1.60	0.00	0	0	0	0	-	-	-	-	-	0	-	-	1.60
4	FCSpB	1.60	0.00	0	0	0	0	-	-	-	-	-	0	-	-	1.60
5	SpSqB	1.50	0.17	0	1	1	0	-	-	-	-	-	0	-	-	1.67
6	2F+2T<	2.80	-0.60	-2	-2	-1	-2	-	-	-	-	-	-2	-	-	2.20
7	2Lo	1.80	-0.60	-2	-2	-2	-2	-	-	-	-	-	-2	-	-	1.20
8	CoSp **															0.00
9	.															0.00

x - credit for second half, base value multiplied by 1.1 * - invalid element, scored as zero e - jump take-off (Flip/Lutz) with edge
 ! - (singles & pairs) jump take-off (Flip/Lutz) with slight edge ! - (Key Points Dance) incomplete REP - repeated jump restriction V - spin requirement not met
 < - underrotated jump << - (singles & pairs) downgraded jump << - (key points dance) interruption

Program Component	Factor														
Skating Skills	1.00		2.50	2.25	2.50	2.75	-	-	-	-	-	2.50	-	-	2.50
Transitions	0.75		2.25	2.50	2.50	2.50	-	-	-	-	-	2.25	-	-	1.82
Performance	1.00		2.25	2.25	2.25	2.50	-	-	-	-	-	2.50	-	-	2.33
Composition	0.50		2.75	2.25	2.25	2.25	-	-	-	-	-	2.25	-	-	1.13
Interpretation of the Music	0.75		2.25	2.00	2.00	2.25	-	-	-	-	-	2.25	-	-	1.63
															9.41

Deductions

0.00



BC/YK SECTION SUPER SERIES STARSKATE FINAL

MARCH 3, 2017 to MARCH 5, 2017

4105 Gordon Drive, Kelowna, BC

STAR 6 Women - Free Program

Rank	Name	Club	Element Score	Prog Comp Score	Bonus	Deductions	Score
12	Carina Fota	Champs ISC of BC,BC/YK	10.37	10.46	0.00	0.00	20.83


#	Executed Element	Base						JREF						Score		
		Value	GOE	J1	J2	J3	J4									
1	2S+2T	2.60	0.00	0	0	1	0	-	-	-	-	-	0	-	-	2.60
2	2Lo	1.80	-0.60	-2	-2	-2	-2	-	-	-	-	-	-2	-	-	1.20
3	FCSpB	1.60	0.00	0	0	1	0	-	-	-	-	-	0	-	-	1.60
4	SpSqB	1.50	0.50	1	1	2	0	-	-	-	-	-	1	-	-	2.00
5	1F	0.50	0.00	1	0	0	0	-	-	-	-	-	0	-	-	0.50
6	1F+2T**	0.50	-0.20	-3	-2	0	-2	-	-	-	-	-	-2	-	-	0.30
7	1A	1.10	-0.60	-3	-3	-3	-3	-	-	-	-	-	-3	-	-	0.50
8	CCoSpB (V)	1.50	0.17	1	0	0	0	-	-	-	-	-	1	-	-	1.67
																10.37

x - credit for second half, base value multiplied by 1.1 * - invalid element, scored as zero e - jump take-off (Flip/Lutz) with edge
 ! - (singles & pairs) jump take-off (Flip/Lutz) with slight edge ! - (Key Points Dance) incomplete REP - repeated jump restriction V - spin requirement not met
 < - underrotated jump << - (singles & pairs) downgraded jump << - (key points dance) interruption

Program Component	Factor															
Skating Skills	1.00		2.75	2.25	3.00	2.25	-	-	-	-	-	-	3.25	-	-	2.67
Transitions	0.75		2.50	2.75	2.75	2.00	-	-	-	-	-	-	3.00	-	-	2.00
Performance	1.00		2.25	2.50	2.75	2.25	-	-	-	-	-	-	3.00	-	-	2.50
Composition	0.50		2.50	2.50	2.75	2.00	-	-	-	-	-	-	3.50	-	-	1.29
Interpretation of the Music	0.75		2.50	2.75	2.75	2.00	-	-	-	-	-	-	3.25	-	-	2.00
																10.46

Deductions

																	0.00
--	--	--	--	--	--	--	--	--	--	--	--	--	--	--	--	--	------



BC/YK SECTION SUPER SERIES STARSKATE FINAL

MARCH 3, 2017 to MARCH 5, 2017

4105 Gordon Drive, Kelowna, BC

STAR 6 Women - Free Program

Rank	Name	Club	Element Score	Prog Comp Score	Bonus	Deductions	Score
13	Chloe Dean	Vancouver SC,BC/YK	10.83	9.92	0.00	0.00	20.75

#	Executed Element	Base							JREF							Score
		Value	GOE	J1	J2	J3	J4									
1	2Lo+2Lo<<	2.30	-0.60	-3	-2	-2	-2	-	-	-	-	-	-2	-	-	1.70
2	2S	1.30	-0.20	-2	0	-1	-1	-	-	-	-	-	-1	-	-	1.10
3	FCSpB	1.60	-0.10	0	0	-1	-1	-	-	-	-	-	0	-	-	1.50
4	2F	1.90	-0.40	-1	-2	-1	-2	-	-	-	-	-	-1	-	-	1.50
5	2Lz	2.10	0.00	0	0	0	0	-	-	-	-	-	-1	-	-	2.10
6	StSqB	1.50	0.00	0	0	0	0	-	-	-	-	-	-1	-	-	1.50
7	1A+1T	1.50	-0.07	-1	0	-1	0	-	-	-	-	-	0	-	-	1.43
8	CCoSp	0.00	-	-	-	-	-	-	-	-	-	-	-	-	-	0.00
																10.83

x - credit for second half, base value multiplied by 1.1 * - invalid element, scored as zero e - jump take-off (Flip/Lutz) with edge
 ! - (singles & pairs) jump take-off (Flip/Lutz) with slight edge ! - (Key Points Dance) incomplete REP - repeated jump restriction V - spin requirement not met
 < - underrotated jump << - (singles & pairs) downgraded jump << - (key points dance) interruption

Program Component	Factor															
Skating Skills	1.00		2.25	2.25	2.75	1.75	-	-	-	-	-	-	3.00	-	-	2.42
Transitions	0.75		2.00	2.50	2.75	2.00	-	-	-	-	-	-	2.50	-	-	1.75
Performance	1.00		2.25	2.75	2.75	2.25	-	-	-	-	-	-	2.75	-	-	2.58
Composition	0.50		2.50	2.75	2.50	2.00	-	-	-	-	-	-	2.75	-	-	1.29
Interpretation of the Music	0.75		2.25	2.50	2.75	2.25	-	-	-	-	-	-	2.75	-	-	1.88
																9.92

Deductions

0.00



BC/YK SECTION SUPER SERIES STARSKATE FINAL

MARCH 3, 2017 to MARCH 5, 2017

4105 Gordon Drive, Kelowna, BC

STAR 6 Women - Free Program

Rank	Name	Club	Element Score	Prog Comp Score	Bonus	Deductions	Score
14	Brittaney Leupin	Armstrong/Enderby,BC/YK	10.53	9.97	0.00	0.00	20.50

#	Executed Element	Base							JREF	Score						
		Value	GOE	J1	J2	J3	J4									
1	2S+2Lo	3.10	-0.30	-1	-1	0	-1	-	-	-	-	-	-1	-	-	2.80
2	SpSqB	1.50	0.00	0	0	0	0	-	-	-	-	-	0	-	-	1.50
3	1A+1T	1.50	0.00	0	0	0	0	-	-	-	-	-	0	-	-	1.50
4	FCSpB	1.60	0.00	1	0	0	0	-	-	-	-	-	0	-	-	1.60
5	2Lo<	1.30	-0.70	-3	-2	-2	-3	-	-	-	-	-	-2	-	-	0.60
6	2T<	0.90	-0.60	-3	-3	-3	-3	-	-	-	-	-	-3	-	-	0.30
7	CCoSpB	1.70	0.33	1	1	2	0	-	-	-	-	-	0	-	-	2.03
8	2F<<	0.50	-0.30	-3	-3	-3	-3	-	-	-	-	-	-3	-	-	0.20
10.53																

x - credit for second half, base value multiplied by 1.1 * - invalid element, scored as zero e - jump take-off (Flip/Lutz) with edge
 ! - (singles & pairs) jump take-off (Flip/Lutz) with slight edge ! - (Key Points Dance) incomplete REP - repeated jump restriction V - spin requirement not met
 < - underrotated jump << - (singles & pairs) downgraded jump << - (key points dance) interruption

Program Component	Factor	2.50	2.25	3.00	2.00	-	-	-	-	-	-	2.75	-	-	2.50
Skating Skills	1.00	2.50	2.25	3.00	2.00	-	-	-	-	-	-	2.75	-	-	2.50
Transitions	0.75	2.75	2.00	3.00	2.25	-	-	-	-	-	-	2.75	-	-	1.94
Performance	1.00	2.25	2.50	3.00	2.00	-	-	-	-	-	-	2.50	-	-	2.42
Composition	0.50	2.75	2.25	3.00	2.00	-	-	-	-	-	-	2.75	-	-	1.29
Interpretation of the Music	0.75	2.50	2.00	3.00	2.00	-	-	-	-	-	-	2.75	-	-	1.82
9.97															

Deductions

0.00



BC/YK SECTION SUPER SERIES STARSKATE FINAL

MARCH 3, 2017 to MARCH 5, 2017

4105 Gordon Drive, Kelowna, BC

STAR 6 Women - Free Program

Rank	Name	Club	Element Score	Prog Comp Score	Bonus	Deductions	Score
15	Jillienne Thom	Cranbrook SC,BC/YK	10.71	9.73	0.00	0.00	20.44

#	Executed Element	Base							JREF							Score
		Value	GOE	J1	J2	J3	J4									
1	1A+1Lo	1.60	0.00	1	0	0	0	-	-	-	-	-	0	-	-	1.60
2	2S+1T	1.70	0.00	0	0	0	0	-	-	-	-	-	0	-	-	1.70
3	SpSqB	1.50	0.17	1	0	0	0	-	-	-	-	-	1	-	-	1.67
4	1Lz	0.60	0.07	1	0	1	0	-	-	-	-	-	0	-	-	0.67
5	CCoSpB (V)	1.50	0.00	1	0	0	0	-	-	-	-	-	0	-	-	1.50
6	2S	1.30	-0.60	-3	-3	-3	-3	-	-	-	-	-	-3	-	-	0.70
7	1A	1.10	0.00	0	0	0	0	-	-	-	-	-	1	-	-	1.10
8	FCSpB	1.60	0.17	1	0	-1	0	-	-	-	-	-	1	-	-	1.77
																10.71

x - credit for second half, base value multiplied by 1.1 * - invalid element, scored as zero e - jump take-off (Flip/Lutz) with edge
 ! - (singles & pairs) jump take-off (Flip/Lutz) with slight edge ! - (Key Points Dance) incomplete REP - repeated jump restriction V - spin requirement not met
 < - underrotated jump << - (singles & pairs) downgraded jump << - (key points dance) interruption

Program Component	Factor															
Skating Skills	1.00		2.50	2.50	2.50	2.50	-	-	-	-	-	-	3.25	-	-	2.50
Transitions	0.75		2.50	2.00	2.50	2.25	-	-	-	-	-	-	2.75	-	-	1.82
Performance	1.00		2.25	2.00	2.50	2.50	-	-	-	-	-	-	3.00	-	-	2.42
Composition	0.50		2.50	2.25	2.25	2.25	-	-	-	-	-	-	3.00	-	-	1.17
Interpretation of the Music	0.75		2.50	2.25	2.25	2.50	-	-	-	-	-	-	2.75	-	-	1.82
																9.73

Deductions

0.00



BC/YK SECTION SUPER SERIES STARSKATE FINAL

MARCH 3, 2017 to MARCH 5, 2017

4105 Gordon Drive, Kelowna, BC

STAR 6 Women - Free Program

Rank	Name	Club	Element Score	Prog Comp Score	Bonus	Deductions	Score
16	Emma Stevens	Fort St John FSC,BC/YK	9.63	10.58	0.00	0.00	20.21

#	Executed Element	Base							JREF							Score
		Value	GOE	J1	J2	J3	J4									
1	1Lz+2T	1.90	-0.07	-1	0	0	0	-	-	-	-	-	-1	-	-	1.83
2	2Lo	1.80	0.00	0	0	1	0	-	-	-	-	-	0	-	-	1.80
3	FCSp	0.00	-	-	-	-	-	-	-	-	-	-	-	-	-	0.00
4	SpSqB	1.50	0.00	0	0	0	0	-	-	-	-	-	0	-	-	1.50
5	2S	1.30	0.00	0	-1	0	0	-	-	-	-	-	0	-	-	1.30
6	1A+2T<*	1.10	-0.60	-3	-3	-3	-3	-	-	-	-	-	-3	-	-	0.50
7	2F	1.90	-0.90	-3	-3	-3	-3	-	-	-	-	-	-3	-	-	1.00
8	CCoSpB	1.70	0.00	-1	0	1	0	-	-	-	-	-	0	-	-	1.70
9.63																

x - credit for second half, base value multiplied by 1.1 * - invalid element, scored as zero e - jump take-off (Flip/Lutz) with edge
 ! - (singles & pairs) jump take-off (Flip/Lutz) with slight edge ! - (Key Points Dance) incomplete REP - repeated jump restriction V - spin requirement not met
 < - underrotated jump << - (singles & pairs) downgraded jump << - (key points dance) interruption

Program Component	Factor														
Skating Skills	1.00		2.75	2.50	3.50	2.25	-	-	-	-	-	3.75	-	-	2.92
Transitions	0.75		2.00	2.25	3.50	1.75	-	-	-	-	-	3.25	-	-	1.88
Performance	1.00		2.50	2.50	3.50	1.75	-	-	-	-	-	3.00	-	-	2.67
Composition	0.50		2.50	2.75	3.50	2.00	-	-	-	-	-	3.25	-	-	1.42
Interpretation of the Music	0.75		2.25	2.25	3.50	1.50	-	-	-	-	-	2.25	-	-	1.69
10.58															

Deductions

0.00



BC/YK SECTION SUPER SERIES STARSKATE FINAL

MARCH 3, 2017 to MARCH 5, 2017

4105 Gordon Drive, Kelowna, BC

STAR 6 Women - Free Program

Rank	Name	Club	Element Score	Prog Comp Score	Bonus	Deductions	Score
17	Jenna Wadden	Killarney Centre ,BC/YK	11.20	8.92	0.00	0.00	20.12


#	Executed Element	Base						JREF						Score		
		Value	GOE	J1	J2	J3	J4									
1	1A+1T	1.50	0.00	0	0	0	0	-	-	-	-	-	0	-	-	1.50
2	2S<+1Lo	1.40	-0.27	-2	-2	-1	-1	-	-	-	-	-	-1	-	-	1.13
3	FCSpB	1.60	-0.20	-1	-1	-1	0	-	-	-	-	-	0	-	-	1.40
4	SpSqB	1.50	0.50	1	1	1	1	-	-	-	-	-	1	-	-	2.00
5	2S	1.30	-0.20	-1	-1	-1	0	-	-	-	-	-	-1	-	-	1.10
6	2T	1.30	-0.20	-1	-1	-1	0	-	-	-	-	-	-1	-	-	1.10
7	1A	1.10	0.00	0	0	0	0	-	-	-	-	-	0	-	-	1.10
8	CCoSpB	1.70	0.17	1	0	0	0	-	-	-	-	-	1	-	-	1.87
																11.20

x - credit for second half, base value multiplied by 1.1 * - invalid element, scored as zero e - jump take-off (Flip/Lutz) with edge
 ! - (singles & pairs) jump take-off (Flip/Lutz) with slight edge ! - (Key Points Dance) incomplete REP - repeated jump restriction V - spin requirement not met
 < - underrotated jump << - (singles & pairs) downgraded jump << - (key points dance) interruption

Program Component	Factor															
Skating Skills	1.00		2.25	2.00	2.50	2.00	-	-	-	-	-	-	2.75	-	-	2.25
Transitions	0.75		2.00	1.50	2.50	1.75	-	-	-	-	-	-	2.75	-	-	1.56
Performance	1.00		2.00	2.00	2.75	2.00	-	-	-	-	-	-	2.75	-	-	2.25
Composition	0.50		2.25	2.25	2.50	1.75	-	-	-	-	-	-	2.75	-	-	1.17
Interpretation of the Music	0.75		2.25	1.75	2.50	2.00	-	-	-	-	-	-	3.00	-	-	1.69
																8.92

Deductions

																	0.00
--	--	--	--	--	--	--	--	--	--	--	--	--	--	--	--	--	------



BC/YK SECTION SUPER SERIES STARSKATE FINAL

MARCH 3, 2017 to MARCH 5, 2017

4105 Gordon Drive, Kelowna, BC

STAR 6 Women - Free Program

Rank	Name	Club	Element Score	Prog Comp Score	Bonus	Deductions	Score
18	Diana Mae Empinado	Snow Valley FSC,BC/YK	10.03	9.71	0.00	0.00	19.74

#	Executed Element	Base						JREF	Score
		Value	GOE	J1	J2	J3	J4		
1	2S+1T	1.70	0.00	0	0	0	0	-	1.70
2	2T<	0.90	-0.40	-2	-2	-2	-2	-	0.50
3	FCSpB	1.60	0.33	1	0	1	0	-	1.93
4	2Lo<<	0.50	-0.27	-3	-3	-2	-2	-	0.23
5	SpSqB	1.50	0.17	1	0	1	0	-	1.67
6	CCoSpB	1.70	0.50	1	1	1	1	-	2.20
7	1A+2Lo<<	1.60	-0.40	-3	-2	-2	-2	-	1.20
8	1Lz	0.60	0.00	0	0	0	0	-	0.60
									10.03

x - credit for second half, base value multiplied by 1.1 * - invalid element, scored as zero e - jump take-off (Flip/Lutz) with edge
 ! - (singles & pairs) jump take-off (Flip/Lutz) with slight edge ! - (Key Points Dance) incomplete REP - repeated jump restriction V - spin requirement not met
 < - underrotated jump << - (singles & pairs) downgraded jump << - (key points dance) interruption

Program Component	Factor	2.50	2.00	2.75	2.50	-	-	-	-	-	2.75	-	-	2.58
Skating Skills	1.00	2.50	2.00	2.75	2.50	-	-	-	-	-	2.75	-	-	2.58
Transitions	0.75	2.00	1.75	2.75	2.25	-	-	-	-	-	2.50	-	-	1.69
Performance	1.00	2.50	2.00	2.75	2.25	-	-	-	-	-	2.75	-	-	2.50
Composition	0.50	2.50	2.25	2.75	2.25	-	-	-	-	-	2.75	-	-	1.25
Interpretation of the Music	0.75	2.00	1.75	2.75	2.25	-	-	-	-	-	2.50	-	-	1.69
														9.71

Deductions

0.00



BC/YK SECTION SUPER SERIES STARSKATE FINAL

MARCH 3, 2017 to MARCH 5, 2017

4105 Gordon Drive, Kelowna, BC

STAR 6 Women - Free Program

Rank	Name	Club	Element Score	Prog Comp Score	Bonus	Deductions	Score
19	Jenna Penner	Kelowna FSC,BC/YK	10.47	9.13	0.00	0.00	19.60

#	Executed Element	Base						JREF	Score							
		Value	GOE	J1	J2	J3	J4									
1	1A	1.10	0.07	1	0	0	0	-	-	-	-	-	1	-	-	1.17
2	2S+1T	1.70	-0.40	-2	-2	-2	-1	-	-	-	-	-	-2	-	-	1.30
3	CCoSpB	1.70	-0.10	0	-1	1	0	-	-	-	-	-	-1	-	-	1.60
4	StSqB	1.50	0.00	0	0	0	0	-	-	-	-	-	0	-	-	1.50
5	1Lo+2Lo<<	1.00	-0.30	-3	-3	-3	-3	-	-	-	-	-	-3	-	-	0.70
6	FCSpB	1.60	0.00	0	0	-1	0	-	-	-	-	-	0	-	-	1.60
7	2S	1.30	0.00	-1	0	0	0	-	-	-	-	-	0	-	-	1.30
8	2T	1.30	0.00	-2	0	0	0	-	-	-	-	-	0	-	-	1.30
10.47																

x - credit for second half, base value multiplied by 1.1 * - invalid element, scored as zero e - jump take-off (Flip/Lutz) with edge
 ! - (singles & pairs) jump take-off (Flip/Lutz) with slight edge ! - (Key Points Dance) incomplete REP - repeated jump restriction V - spin requirement not met
 < - underrotated jump << - (singles & pairs) downgraded jump << - (key points dance) interruption

Program Component	Factor	2.25	2.00	2.25	2.75	-	-	-	-	-	2.50	-	-	2.33
Skating Skills	1.00	2.25	2.00	2.25	2.75	-	-	-	-	-	2.50	-	-	2.33
Transitions	0.75	2.00	1.75	2.25	2.50	-	-	-	-	-	2.50	-	-	1.69
Performance	1.00	2.25	1.75	2.50	2.50	-	-	-	-	-	2.50	-	-	2.42
Composition	0.50	2.25	2.00	2.25	2.25	-	-	-	-	-	2.75	-	-	1.13
Interpretation of the Music	0.75	1.75	1.50	2.25	2.25	-	-	-	-	-	2.50	-	-	1.56
														9.13

Deductions

0.00



BC/YK SECTION SUPER SERIES STARSKATE FINAL

MARCH 3, 2017 to MARCH 5, 2017

4105 Gordon Drive, Kelowna, BC

STAR 6 Women - Free Program

Rank	Name	Club	Element Score	Prog Comp Score	Bonus	Deductions	Score
20	Jenna Cooper	Armstrong/Enderby,BC/YK	9.47	9.91	0.00	0.00	19.38

#	Executed Element	Base							JREF	Score	
		Value	GOE	J1	J2	J3	J4				
1	1Lo	0.50	-0.03	0	0	-1	-2	-	-	0	0.47
2	FCSpB	1.60	0.00	0	0	0	0	-	-	0	1.60
3	SpSqB	1.50	0.00	0	0	0	0	-	-	0	1.50
4	2T	1.30	0.00	0	0	0	0	-	-	-1	1.30
5	1A	1.10	0.00	0	0	0	0	-	-	0	1.10
6	2S	1.30	-0.60	-3	-3	-3	-3	-	-	-3	0.70
7	2S+2T<<	1.70	-0.60	-3	-3	-3	-3	-	-	-3	1.10
8	CCoSpB	1.70	0.00	0	0	0	0	-	-	0	1.70
											9.47

x - credit for second half, base value multiplied by 1.1 * - invalid element, scored as zero e - jump take-off (Flip/Lutz) with edge
 ! - (singles & pairs) jump take-off (Flip/Lutz) with slight edge ! - (Key Points Dance) incomplete REP - repeated jump restriction V - spin requirement not met
 < - underrotated jump << - (singles & pairs) downgraded jump << - (key points dance) interruption

Program Component	Factor															
Skating Skills	1.00		2.50	2.25	2.25	2.25	-	-	-	-	-	3.00	-	-		2.33
Transitions	0.75		2.75	2.00	2.00	2.25	-	-	-	-	-	3.25	-	-		1.75
Performance	1.00		2.75	2.50	2.50	2.25	-	-	-	-	-	2.75	-	-		2.58
Composition	0.50		2.75	2.50	2.25	2.25	-	-	-	-	-	3.25	-	-		1.25
Interpretation of the Music	0.75		3.00	2.25	2.50	2.50	-	-	-	-	-	3.00	-	-		2.00
																9.91

Deductions

0.00



BC/YK SECTION SUPER SERIES STARSKATE FINAL

MARCH 3, 2017 to MARCH 5, 2017

4105 Gordon Drive, Kelowna, BC

STAR 6 Women - Free Program

Rank	Name	Club	Element Score	Prog Comp Score	Bonus	Deductions	Score
21	Megan Rebneris	Peninsula FSC,BC/YK	9.43	9.76	0.00	0.00	19.19

#	Executed Element	Base							JREF	Score						
		Value	GOE	J1	J2	J3	J4									
1	1A+1Lo	1.60	0.13	1	0	1	0	-	-	-	-	-	1	-	-	1.73
2	2T	1.30	-0.20	-1	-2	-2	0	-	-	-	-	-	0	-	-	1.10
3	CCoSpB (V)	1.50	0.00	-1	0	0	0	-	-	-	-	-	0	-	-	1.50
4	StSqB	1.50	0.00	0	0	0	0	-	-	-	-	-	0	-	-	1.50
5	FCSpB	1.60	-0.10	0	-1	-1	0	-	-	-	-	-	0	-	-	1.50
6	2S<	0.90	-0.60	-3	-3	-3	-3	-	-	-	-	-	-3	-	-	0.30
7	1F+1T	0.90	0.00	0	0	0	0	-	-	-	-	-	0	-	-	0.90
8	1A	1.10	-0.20	-1	-1	-1	0	-	-	-	-	-	-1	-	-	0.90
9.43																

x - credit for second half, base value multiplied by 1.1 * - invalid element, scored as zero e - jump take-off (Flip/Lutz) with edge
 ! - (singles & pairs) jump take-off (Flip/Lutz) with slight edge ! - (Key Points Dance) incomplete REP - repeated jump restriction V - spin requirement not met
 < - underrotated jump << - (singles & pairs) downgraded jump << - (key points dance) interruption

Program Component	Factor	2.50	2.00	2.75	2.50	-	-	-	-	-	3.00	-	-	2.58
Skating Skills	1.00	2.50	2.00	2.75	2.50	-	-	-	-	-	3.00	-	-	2.58
Transitions	0.75	2.50	1.75	2.50	2.25	-	-	-	-	-	2.50	-	-	1.82
Performance	1.00	2.50	2.00	2.50	2.50	-	-	-	-	-	2.50	-	-	2.50
Composition	0.50	2.25	1.75	2.50	2.25	-	-	-	-	-	2.75	-	-	1.17
Interpretation of the Music	0.75	2.25	1.50	2.50	2.25	-	-	-	-	-	2.25	-	-	1.69
														9.76

Deductions

	0.00
--	------



BC/YK SECTION SUPER SERIES STARSKATE FINAL

MARCH 3, 2017 to MARCH 5, 2017

4105 Gordon Drive, Kelowna, BC

STAR 6 Women - Free Program

Rank	Name	Club	Element Score	Prog Comp Score	Bonus	Deductions	Score
22	Gabrielle Duarte	Squamish FSC,BC/YK	10.16	8.88	0.00	0.00	19.04

#	Executed Element	Base							JREF							Score
		Value	GOE	J1	J2	J3	J4									
1	2S	1.30	0.00	0	0	0	0	-	-	-	-	-	-1	-	-	1.30
2	2T	1.30	-0.53	-3	-2	-2	-3	-	-	-	-	-	-3	-	-	0.77
3	FCSpB	1.60	0.00	0	0	1	0	-	-	-	-	-	0	-	-	1.60
4	2Lo	1.80	-0.90	-3	-3	-3	-3	-	-	-	-	-	-3	-	-	0.90
5	SpSqB	1.50	0.00	-1	0	0	0	-	-	-	-	-	0	-	-	1.50
6	2S+1T	1.70	-0.07	0	-1	0	0	-	-	-	-	-	-1	-	-	1.63
7	1A	1.10	-0.47	-3	-2	-2	-3	-	-	-	-	-	-2	-	-	0.63
8	CCoSpB (V)	1.50	0.33	0	0	1	1	-	-	-	-	-	1	-	-	1.83
																10.16

x - credit for second half, base value multiplied by 1.1 * - invalid element, scored as zero e - jump take-off (Flip/Lutz) with edge
 ! - (singles & pairs) jump take-off (Flip/Lutz) with slight edge ! - (Key Points Dance) incomplete REP - repeated jump restriction V - spin requirement not met
 < - underrotated jump << - (singles & pairs) downgraded jump << - (key points dance) interruption

Program Component	Factor															
Skating Skills	1.00		2.25	1.75	2.50	2.25	-	-	-	-	-	-	2.75	-	-	2.33
Transitions	0.75		2.25	2.00	2.50	2.00	-	-	-	-	-	-	2.50	-	-	1.69
Performance	1.00		2.25	2.00	2.25	2.00	-	-	-	-	-	-	2.50	-	-	2.17
Composition	0.50		2.25	2.25	2.25	2.00	-	-	-	-	-	-	2.75	-	-	1.13
Interpretation of the Music	0.75		2.00	1.75	2.50	1.75	-	-	-	-	-	-	2.50	-	-	1.56
																8.88

Deductions

0.00



BC/YK SECTION SUPER SERIES STARSKATE FINAL

MARCH 3, 2017 to MARCH 5, 2017

4105 Gordon Drive, Kelowna, BC

STAR 6 Women - Free Program

Rank	Name	Club	Element Score	Prog Comp Score	Bonus	Deductions	Score
23	Christina Turnquist	Prince George FSC, BC/YK	9.03	9.26	0.00	0.00	18.29

#	Executed Element	Base							JREF							Score
		Value	GOE	J1	J2	J3	J4									
1	1A+1T	1.50	0.00	0	0	0	0	-	-	-	-	-	0	-	-	1.50
2	1Lz	0.60	0.00	-1	0	0	0	-	-	-	-	-	0	-	-	0.60
3	SSpB	1.10	0.33	1	0	1	0	-	-	-	-	-	1	-	-	1.43
4	SpSqB	1.50	0.00	0	0	0	0	-	-	-	-	-	0	-	-	1.50
5	2S	1.30	0.00	0	0	0	0	-	-	-	-	-	0	-	-	1.30
6	1Lo+2Lo<<	1.00	-0.30	-3	-3	-3	-3	-	-	-	-	-	-3	-	-	0.70
7	CCoSpB (V)	1.50	0.00	-3	0	0	0	-	-	-	-	-	0	-	-	1.50
8	1A	1.10	-0.60	-3	-3	-3	-3	-	-	-	-	-	-3	-	-	0.50
		9.03														

x - credit for second half, base value multiplied by 1.1 * - invalid element, scored as zero e - jump take-off (Flip/Lutz) with edge
 ! - (singles & pairs) jump take-off (Flip/Lutz) with slight edge ! - (Key Points Dance) incomplete REP - repeated jump restriction V - spin requirement not met
 < - underrotated jump << - (singles & pairs) downgraded jump << - (key points dance) interruption

Program Component	Factor															
Skating Skills	1.00		2.25	1.75	2.50	2.25	-	-	-	-	-	3.00	-	-		2.33
Transitions	0.75		2.25	1.75	2.50	2.00	-	-	-	-	-	2.75	-	-		1.69
Performance	1.00		2.25	2.00	2.50	2.00	-	-	-	-	-	2.50	-	-		2.25
Composition	0.50		2.25	2.25	2.50	2.25	-	-	-	-	-	3.00	-	-		1.17
Interpretation of the Music	0.75		2.50	2.25	2.50	2.25	-	-	-	-	-	3.25	-	-		1.82
		9.26														

Deductions

																	0.00
--	--	--	--	--	--	--	--	--	--	--	--	--	--	--	--	--	------



BC/YK SECTION SUPER SERIES STARSKATE FINAL

MARCH 3, 2017 to MARCH 5, 2017

4105 Gordon Drive, Kelowna, BC

STAR 6 Women - Free Program

Rank	Name	Club	Element Score	Prog Comp Score	Bonus	Deductions	Score
24	Sydney Hoar	Northern BC Centr,BC/YK	8.53	8.88	0.00	0.00	17.41

#	Executed Element	Base							JREF							Score
		Value	GOE	J1	J2	J3	J4									
1	1A+2Lo<<	1.60	-0.60	-3	-3	-3	-3	-	-	-	-	-	-3	-	-	1.00
2	1Lz+1T	1.00	0.00	0	0	0	0	-	-	-	-	-	0	-	-	1.00
3	FCSpB	1.60	-0.40	-2	-2	-1	-1	-	-	-	-	-	-1	-	-	1.20
4	2S<	0.90	-0.47	-2	-2	-2	-3	-	-	-	-	-	-3	-	-	0.43
5	1Lz	0.60	0.00	0	0	0	0	-	-	-	-	-	0	-	-	0.60
6	1A	1.10	0.00	0	0	0	0	-	-	-	-	-	0	-	-	1.10
7	StSqB	1.50	0.00	0	0	0	0	-	-	-	-	-	0	-	-	1.50
8	CCoSpB	1.70	0.00	-1	0	0	0	-	-	-	-	-	0	-	-	1.70
		8.53														

x - credit for second half, base value multiplied by 1.1 * - invalid element, scored as zero e - jump take-off (Flip/Lutz) with edge
 ! - (singles & pairs) jump take-off (Flip/Lutz) with slight edge ! - (Key Points Dance) incomplete REP - repeated jump restriction V - spin requirement not met
 < - underrotated jump << - (singles & pairs) downgraded jump << - (key points dance) interruption

Program Component	Factor															
Skating Skills	1.00		2.25	2.00	2.50	2.00	-	-	-	-	-	-	3.00	-	-	2.25
Transitions	0.75		2.25	2.25	2.25	2.00	-	-	-	-	-	-	2.50	-	-	1.69
Performance	1.00		2.25	2.00	2.25	2.25	-	-	-	-	-	-	2.25	-	-	2.25
Composition	0.50		2.25	2.25	2.25	2.00	-	-	-	-	-	-	2.75	-	-	1.13
Interpretation of the Music	0.75		2.00	1.75	2.25	2.00	-	-	-	-	-	-	2.25	-	-	1.56
		8.88														

Deductions

0.00



BC/YK SECTION SUPER SERIES STARSKATE FINAL

MARCH 3, 2017 to MARCH 5, 2017

4105 Gordon Drive, Kelowna, BC

STAR 6 Women - Free Program

Rank	Name	Club	Element Score	Prog Comp Score	Bonus	Deductions	Score
25	Madison Land	Kelowna FSC,BC/YK	9.20	8.17	0.00	0.00	17.37

#	Executed Element	Base							JREF							Score
		Value	GOE	J1	J2	J3	J4									
1	1A+2T	2.40	-0.20	-1	-1	-1	-2	-	-	-	-	-	-1	-	-	2.20
2	2T<<	0.40	-0.30	-3	-3	-3	-3	-	-	-	-	-	-3	-	-	0.10
3	CCoSpB (V)	1.50	0.00	0	0	1	0	-	-	-	-	-	0	-	-	1.50
4	2F<<	0.50	-0.30	-3	-3	-3	-3	-	-	-	-	-	-3	-	-	0.20
5	FCSpB	1.60	-0.10	0	0	-1	-2	-	-	-	-	-	0	-	-	1.50
6	2S	1.30	0.00	0	0	0	0	-	-	-	-	-	0	-	-	1.30
7	1Lz+1Lo	1.10	0.00	0	0	0	0	-	-	-	-	-	0	-	-	1.10
8	SpSqB	1.50	-0.20	-2	0	0	-1	-	-	-	-	-	-1	-	-	1.30
															9.20	

x - credit for second half, base value multiplied by 1.1 * - invalid element, scored as zero e - jump take-off (Flip/Lutz) with edge
 ! - (singles & pairs) jump take-off (Flip/Lutz) with slight edge ! - (Key Points Dance) incomplete REP - repeated jump restriction V - spin requirement not met
 < - underrotated jump << - (singles & pairs) downgraded jump << - (key points dance) interruption

Program Component	Factor														
Skating Skills	1.00		2.25	2.00	2.00	1.50	-	-	-	-	-	2.25	-	-	2.08
Transitions	0.75		1.75	1.50	2.25	1.75	-	-	-	-	-	2.25	-	-	1.44
Performance	1.00		2.25	1.75	2.25	1.75	-	-	-	-	-	2.25	-	-	2.08
Composition	0.50		2.25	2.25	2.25	1.50	-	-	-	-	-	2.50	-	-	1.13
Interpretation of the Music	0.75		2.00	1.75	2.25	1.75	-	-	-	-	-	2.00	-	-	1.44
															8.17

Deductions 0.00



BC/YK SECTION SUPER SERIES STARSKATE FINAL

MARCH 3, 2017 to MARCH 5, 2017

4105 Gordon Drive, Kelowna, BC

STAR 6 Women - Free Program

Rank	Name	Club	Element Score	Prog Comp Score	Bonus	Deductions	Score
26	Kora Davis	Vernon FSC,BC/YK	8.37	8.97	0.00	0.00	17.34

#	Executed Element	Base						JREF						Score		
		Value	GOE	J1	J2	J3	J4									
1	1A+1T	1.50	0.00	0	0	0	0	-	-	-	-	-	0	-	-	1.50
2	CCoSpB	1.70	0.00	-1	0	0	0	-	-	-	-	-	0	-	-	1.70
3	2S	1.30	-0.60	-3	-3	-3	-3	-	-	-	-	-	-3	-	-	0.70
4	SpSqB	1.50	0.50	1	1	1	0	-	-	-	-	-	1	-	-	2.00
5	1A	1.10	-0.60	-3	-3	-3	-3	-	-	-	-	-	-3	-	-	0.50
6	1Lz(e)+1T**	0.50	-0.23	-3	-2	-2	-2	-	-	-	-	-	-3	-	-	0.27
7	2T<<	0.40	-0.30	-3	-3	-3	-3	-	-	-	-	-	-3	-	-	0.10
8	FCSpB	1.60	0.00	0	0	0	-1	-	-	-	-	-	0	-	-	1.60
															8.37	

x - credit for second half, base value multiplied by 1.1 * - invalid element, scored as zero e - jump take-off (Flip/Lutz) with edge
 ! - (singles & pairs) jump take-off (Flip/Lutz) with slight edge ! - (Key Points Dance) incomplete REP - repeated jump restriction V - spin requirement not met
 < - underrotated jump << - (singles & pairs) downgraded jump << - (key points dance) interruption

Program Component	Factor															
Skating Skills	1.00		2.25	2.00	2.50	1.75	-	-	-	-	-	-	3.00	-	-	2.25
Transitions	0.75		2.25	2.25	2.50	1.50	-	-	-	-	-	-	2.75	-	-	1.75
Performance	1.00		2.25	2.25	2.50	1.75	-	-	-	-	-	-	2.00	-	-	2.17
Composition	0.50		2.25	2.25	2.50	2.00	-	-	-	-	-	-	3.25	-	-	1.17
Interpretation of the Music	0.75		2.25	1.75	2.50	1.75	-	-	-	-	-	-	3.00	-	-	1.63
															8.97	

Deductions

0.00



BC/YK SECTION SUPER SERIES STARSKATE FINAL

MARCH 3, 2017 to MARCH 5, 2017

4105 Gordon Drive, Kelowna, BC

STAR 6 Women - Free Program

Rank	Name	Club	Element Score	Prog Comp Score	Bonus	Deductions	Score
27	Breanna Tomilin	Nelson FSC,BC/YK	8.23	7.91	0.00	0.00	16.14

#	Executed Element	Base							JREF							Score
		Value	GOE	J1	J2	J3	J4									
1	1A+1Lo	1.60	-0.20	-3	0	0	-2	-	-	-	-	-	-1	-	-	1.40
2	1F	0.50	0.00	0	0	0	0	-	-	-	-	-	0	-	-	0.50
3	2S	1.30	-0.60	-3	-3	-3	-3	-	-	-	-	-	-3	-	-	0.70
4	SpSqB	1.50	0.00	0	0	0	0	-	-	-	-	-	-1	-	-	1.50
5	2S+1T	1.70	-0.07	-1	0	0	-1	-	-	-	-	-	0	-	-	1.63
6	CCoSpB (V)	1.50	-0.10	0	-1	0	0	-	-	-	-	-	-1	-	-	1.40
7	1A	1.10	0.00	0	0	0	0	-	-	-	-	-	0	-	-	1.10
8	FCSp	0.00	-	-	-	-	-	-	-	-	-	-	-	-	-	0.00
																8.23

x - credit for second half, base value multiplied by 1.1 * - invalid element, scored as zero e - jump take-off (Flip/Lutz) with edge
 ! - (singles & pairs) jump take-off (Flip/Lutz) with slight edge ! - (Key Points Dance) incomplete REP - repeated jump restriction V - spin requirement not met
 < - underrotated jump << - (singles & pairs) downgraded jump << - (key points dance) interruption

Program Component	Factor															
Skating Skills	1.00		2.25	1.50	2.25	2.00	-	-	-	-	-	2.00	-	-		2.08
Transitions	0.75		1.75	1.25	2.25	2.00	-	-	-	-	-	2.50	-	-		1.50
Performance	1.00		2.00	1.50	2.50	1.75	-	-	-	-	-	2.00	-	-		1.92
Composition	0.50		2.00	1.75	2.25	2.00	-	-	-	-	-	2.50	-	-		1.04
Interpretation of the Music	0.75		1.75	1.25	2.00	1.75	-	-	-	-	-	2.25	-	-		1.37
																7.91

Deductions

																0.00



BC/YK SECTION SUPER SERIES STARSKATE FINAL

MARCH 3, 2017 to MARCH 5, 2017

4105 Gordon Drive, Kelowna, BC

STAR 6 Women - Free Program

Rank	Name	Club	Element Score	Prog Comp Score	Bonus	Deductions	Score
28	Maria Mcleod	Winfield FSC (BC),BC/YK	8.27	7.56	0.00	0.00	15.83

#	Executed Element	Base							JREF							Score
		Value	GOE	J1	J2	J3	J4									
1	1A+1T	1.50	-0.20	-1	-1	-1	0	-	-	-	-	-	-1	-	-	1.30
2	1A	1.10	0.00	0	0	0	0	-	-	-	-	-	-1	-	-	1.10
3	CCoSpB	1.70	0.17	-1	0	1	0	-	-	-	-	-	1	-	-	1.87
4	2Lo<<	0.50	-0.30	-3	-2	-3	-3	-	-	-	-	-	-3	-	-	0.20
5	StSqB	1.50	-0.30	-1	0	-1	-1	-	-	-	-	-	-2	-	-	1.20
6	1F+1Lo	1.00	0.00	0	0	0	0	-	-	-	-	-	0	-	-	1.00
7	1F	0.50	0.00	0	0	0	0	-	-	-	-	-	-1	-	-	0.50
8	SSpB	1.10	0.00	0	0	0	0	-	-	-	-	-	0	-	-	1.10
																8.27

x - credit for second half, base value multiplied by 1.1 * - invalid element, scored as zero e - jump take-off (Flip/Lutz) with edge
 ! - (singles & pairs) jump take-off (Flip/Lutz) with slight edge ! - (Key Points Dance) incomplete REP - repeated jump restriction V - spin requirement not met
 < - underrotated jump << - (singles & pairs) downgraded jump << - (key points dance) interruption

Program Component	Factor															
Skating Skills	1.00		1.75	1.50	2.00	2.00	-	-	-	-	-	-	1.75	-	-	1.83
Transitions	0.75		1.75	1.75	2.00	1.75	-	-	-	-	-	-	2.00	-	-	1.37
Performance	1.00		1.75	2.00	2.25	2.00	-	-	-	-	-	-	1.50	-	-	1.92
Composition	0.50		2.00	2.00	2.00	1.75	-	-	-	-	-	-	2.00	-	-	1.00
Interpretation of the Music	0.75		1.75	2.00	2.00	1.75	-	-	-	-	-	-	2.00	-	-	1.44
																7.56

Deductions

																	0.00
--	--	--	--	--	--	--	--	--	--	--	--	--	--	--	--	--	------



BC/YK SECTION SUPER SERIES STARSKATE FINAL

MARCH 3, 2017 to MARCH 5, 2017

4105 Gordon Drive, Kelowna, BC

STAR 6 Women - Free Program

Rank	Name	Club	Element Score	Prog Comp Score	Bonus	Deductions	Score
29	Emily Haw	Abbotsford SC,BC/YK	7.30	6.86	0.00	0.00	14.16

#	Executed Element	Base						JREF						Score		
		Value	GOE	J1	J2	J3	J4									
1	1A+1Lo	1.60	-0.40	-3	-2	-1	-2	-	-	-	-	-	-2	-	-	1.20
2	FCSpB	1.60	-0.50	-2	-2	-1	-2	-	-	-	-	-	-1	-	-	1.10
3	2T<<	0.40	-0.30	-3	-3	-3	-3	-	-	-	-	-	-3	-	-	0.10
4	2S<<	0.40	-0.30	-3	-3	-3	-3	-	-	-	-	-	-3	-	-	0.10
5	1A	1.10	-0.20	-1	-1	-1	-2	-	-	-	-	-	-1	-	-	0.90
6	SpSqB	1.50	-0.10	0	-1	0	-1	-	-	-	-	-	0	-	-	1.40
7	1S+1T	0.80	0.00	0	0	-1	0	-	-	-	-	-	0	-	-	0.80
8	CCoSpB	1.70	0.00	0	0	0	0	-	-	-	-	-	0	-	-	1.70
															7.30	

x - credit for second half, base value multiplied by 1.1 * - invalid element, scored as zero e - jump take-off (Flip/Lutz) with edge
 ! - (singles & pairs) jump take-off (Flip/Lutz) with slight edge ! - (Key Points Dance) incomplete REP - repeated jump restriction V - spin requirement not met
 < - underrotated jump << - (singles & pairs) downgraded jump << - (key points dance) interruption

Program Component	Factor															
Skating Skills	1.00		2.00	1.50	2.25	1.50	-	-	-	-	-	-	1.75	-	-	1.75
Transitions	0.75		1.50	1.25	2.25	1.50	-	-	-	-	-	-	2.00	-	-	1.25
Performance	1.00		2.00	1.50	2.00	1.50	-	-	-	-	-	-	1.75	-	-	1.75
Composition	0.50		1.75	1.75	2.00	1.75	-	-	-	-	-	-	2.00	-	-	0.92
Interpretation of the Music	0.75		1.50	1.25	2.00	1.75	-	-	-	-	-	-	1.50	-	-	1.19
															6.86	

Deductions

	0.00
--	------



BC/YK SECTION SUPER SERIES STARSKATE FINAL

MARCH 3, 2017 to MARCH 5, 2017

4105 Gordon Drive, Kelowna, BC

STAR 6 Women - Free Program

Rank	Name	Club	Element Score	Prog Comp Score	Bonus	Deductions	Score
30	Nicole Karadjov	Inlet SC of Port ,BC/YK	5.20	8.90	0.00	0.00	14.10

#	Executed Element	Base						JREF						Score		
		Value	GOE	J1	J2	J3	J4									
1	1A+1T	1.50	0.00	1	0	0	0	-	-	-	-	-	0	-	-	1.50
2	2S<<	0.40	-0.30	-3	-3	-3	-3	-	-	-	-	-	-3	-	-	0.10
3	SpSqB	1.50	-0.10	-1	0	1	-1	-	-	-	-	-	0	-	-	1.40
4	FCSp	0.00	-	-	-	-	-	-	-	-	-	-	-	-	-	0.00
5	2F<<	0.50	-0.30	-3	-3	-3	-3	-	-	-	-	-	-3	-	-	0.20
6	2Lo<<	0.50	-0.30	-3	-3	-3	-3	-	-	-	-	-	-3	-	-	0.20
7	1W+1Lo	0.80	0.00	0	0	0	0	-	-	-	-	-	0	-	-	0.80
8	CCoSpB (V)	1.50	-0.50	-1	-3	-2	0	-	-	-	-	-	-2	-	-	1.00
		5.20														

x - credit for second half, base value multiplied by 1.1 * - invalid element, scored as zero e - jump take-off (Flip/Lutz) with edge
 ! - (singles & pairs) jump take-off (Flip/Lutz) with slight edge ! - (Key Points Dance) incomplete REP - repeated jump restriction V - spin requirement not met
 < - underrotated jump << - (singles & pairs) downgraded jump <<< - (key points dance) interruption

Program Component	Factor															
Skating Skills	1.00		2.25	2.00	2.75	2.00	-	-	-	-	-	-	3.25	-	-	2.33
Transitions	0.75		2.00	1.75	2.75	2.00	-	-	-	-	-	-	2.50	-	-	1.63
Performance	1.00		2.25	1.50	2.50	1.75	-	-	-	-	-	-	2.25	-	-	2.08
Composition	0.50		2.25	2.25	2.50	2.00	-	-	-	-	-	-	2.50	-	-	1.17
Interpretation of the Music	0.75		2.25	2.00	2.50	1.75	-	-	-	-	-	-	2.50	-	-	1.69
		8.90														

Deductions

	0.00
--	------



BC/YK SECTION SUPER SERIES STARSKATE FINAL

MARCH 3, 2017 to MARCH 5, 2017

4105 Gordon Drive, Kelowna, BC

STAR 6 Women - Free Program

Rank	Name	Club	Element Score	Prog Comp Score	Bonus	Deductions	Score
31	Caiden Varasteh	Fuller Lake SC,BC/YK	5.53	8.53	0.00	0.00	14.06

#	Executed Element	Base							JREF							Score
		Value	GOE	J1	J2	J3	J4									
1	1Lz(e)+1Lo	1.00	-0.17	-1	-2	-1	-2	-	-	-	-	-	-2	-	-	0.83
2	2S	1.30	-0.60	-3	-3	-3	-3	-	-	-	-	-	-3	-	-	0.70
3	CCoSpB (V)	1.50	0.00	-1	0	0	0	-	-	-	-	-	0	-	-	1.50
4	SpSq	0.00	-	-	-	-	-	-	-	-	-	-	-	-	-	0.00
5	2S<<+REP	0.28	-0.30	-3	-3	-3	-3	-	-	-	-	-	-3	-	-	0.00
6	1F	0.50	0.00	0	0	0	0	-	-	-	-	-	0	-	-	0.50
7	1A	1.10	-0.20	-1	-1	-1	-1	-	-	-	-	-	-1	-	-	0.90
8	SSpB	1.10	0.00	1	0	0	0	-	-	-	-	-	0	-	-	1.10
															5.53	

x - credit for second half, base value multiplied by 1.1 * - invalid element, scored as zero e - jump take-off (Flip/Lutz) with edge
 ! - (singles & pairs) jump take-off (Flip/Lutz) with slight edge ! - (Key Points Dance) incomplete REP - repeated jump restriction V - spin requirement not met
 < - underrotated jump << - (singles & pairs) downgraded jump << - (key points dance) interruption

Program Component	Factor															
Skating Skills	1.00		2.50	2.00	2.50	1.75	-	-	-	-	-	2.25	-	-		2.25
Transitions	0.75		2.25	2.25	2.25	2.00	-	-	-	-	-	2.00	-	-		1.63
Performance	1.00		2.00	1.75	2.50	1.50	-	-	-	-	-	2.25	-	-		2.00
Composition	0.50		2.25	2.25	2.25	2.00	-	-	-	-	-	1.75	-	-		1.09
Interpretation of the Music	0.75		2.25	2.00	2.25	1.50	-	-	-	-	-	2.00	-	-		1.56
															8.53	

Deductions

	0.00
--	------