



BC/YK SECTION SUPER SERIES STARSKATE FINAL

MARCH 3, 2017 to MARCH 5, 2017

4105 Gordon Drive, Kelowna, BC

STAR 5 Girls (U13) - Free Program

Rank	Name	Club	Element Score	Prog Comp Score	Bonus	Deductions	Score
1	Sofia Folino	Champs ISC of BC,BC/YK	11.57	9.06	0.00	0.00	20.63

#	Executed Element	Base							JREF						Score	
		Value	GOE	J1	J2	J3	J4									
1	1A+1T	1.50	0.00	0	0	0	0	-	-	-	-	-	0	-	-	1.50
2	2S	1.30	0.00	0	0	0	0	-	-	-	-	-	0	-	-	1.30
3	FCSpB	1.60	0.00	0	0	0	0	-	-	-	-	-	0	-	-	1.60
4	2T	1.30	0.00	0	0	0	0	-	-	-	-	-	0	-	-	1.30
5	1Lz+1Lo	1.10	0.00	0	0	0	0	-	-	-	-	-	1	-	-	1.10
6	SpSqB	1.50	0.50	1	1	1	1	-	-	-	-	-	2	-	-	2.00
7	1A	1.10	0.00	0	0	0	0	-	-	-	-	-	1	-	-	1.10
8	CCoSpB (V)	1.50	0.17	1	0	0	1	-	-	-	-	-	0	-	-	1.67
																11.57

x - credit for second half, base value multiplied by 1.1 * - invalid element, scored as zero e - jump take-off (Flip/Lutz) with edge
 ! - (singles & pairs) jump take-off (Flip/Lutz) with slight edge ! - (Key Points Dance) incomplete REP - repeated jump restriction V - spin requirement not met
 < - underrotated jump << - (singles & pairs) downgraded jump << - (key points dance) interruption

Program Component	Factor															
Skating Skills	1.00		2.75	2.25	2.25	2.50	-	-	-	-	-	-	2.75	-	-	2.50
Transitions	0.75		2.75	2.50	2.25	2.25	-	-	-	-	-	-	2.25	-	-	1.75
Performance	1.00		3.00	2.75	2.50	2.50	-	-	-	-	-	-	3.00	-	-	2.75
Composition	0.00		-	-	-	-	-	-	-	-	-	-	-	-	-	0.00
Interpretation of the Music	0.75		3.00	3.00	2.50	2.50	-	-	-	-	-	-	2.75	-	-	2.06
																9.06

Deductions

																0.00



BC/YK SECTION SUPER SERIES STARSKATE FINAL

MARCH 3, 2017 to MARCH 5, 2017

4105 Gordon Drive, Kelowna, BC

STAR 5 Girls (U13) - Free Program

Rank	Name	Club	Element Score	Prog Comp Score	Bonus	Deductions	Score
2	Rony Friedman	Champs ISC of BC,BC/YK	11.77	8.13	0.00	0.00	19.90

#	Executed Element	Base						JREF						Score		
		Value	GOE	J1	J2	J3	J4									
1	1Lz+1Lo	1.10	0.00	0	0	0	0	-	-	-	-	-	0	-	-	1.10
2	1A+1T	1.50	0.00	0	0	0	0	-	-	-	-	-	0	-	-	1.50
3	CCoSpB	1.70	0.17	1	1	0	0	-	-	-	-	-	0	-	-	1.87
4	2S	1.30	0.00	0	-1	0	0	-	-	-	-	-	0	-	-	1.30
5	2T	1.30	0.00	0	0	0	0	-	-	-	-	-	0	-	-	1.30
6	SpSqB	1.50	0.50	1	1	0	1	-	-	-	-	-	2	-	-	2.00
7	1A	1.10	0.00	0	0	0	0	-	-	-	-	-	0	-	-	1.10
8	FCSpB	1.60	0.00	0	0	-1	0	-	-	-	-	-	0	-	-	1.60
																11.77

x - credit for second half, base value multiplied by 1.1 * - invalid element, scored as zero e - jump take-off (Flip/Lutz) with edge
 ! - (singles & pairs) jump take-off (Flip/Lutz) with slight edge ! - (Key Points Dance) incomplete REP - repeated jump restriction V - spin requirement not met
 < - underrotated jump << - (singles & pairs) downgraded jump << - (key points dance) interruption

Program Component	Factor															
Skating Skills	1.00		2.50	2.00	1.25	2.50	-	-	-	-	-	-	2.75	-	-	2.33
Transitions	0.75		2.25	2.25	1.50	2.25	-	-	-	-	-	-	2.00	-	-	1.63
Performance	1.00		2.50	3.00	1.25	2.25	-	-	-	-	-	-	2.50	-	-	2.42
Composition	0.00		-	-	-	-	-	-	-	-	-	-	-	-	-	0.00
Interpretation of the Music	0.75		2.25	2.50	1.50	2.25	-	-	-	-	-	-	2.50	-	-	1.75
																8.13

Deductions

																0.00



BC/YK SECTION SUPER SERIES STARSKATE FINAL

MARCH 3, 2017 to MARCH 5, 2017

4105 Gordon Drive, Kelowna, BC

STAR 5 Girls (U13) - Free Program

Rank	Name	Club	Element Score	Prog Comp Score	Bonus	Deductions	Score
3	Nadina Ismaeil	Inlet SC of Port ,BC/YK	10.94	8.03	0.00	0.00	18.97

#	Executed Element	Base						JREF						Score		
		Value	GOE	J1	J2	J3	J4									
1	1A+1T	1.50	0.00	0	0	0	0	-	-	-	-	-	1	-	-	1.50
2	2Lo<	1.30	-0.40	-1	-1	-1	-2	-	-	-	-	-	-2	-	-	0.90
3	2S	1.30	-0.20	-1	-2	0	-1	-	-	-	-	-	-1	-	-	1.10
4	FCSpB	1.60	0.00	-1	0	0	0	-	-	-	-	-	1	-	-	1.60
5	SpSqB	1.50	0.17	1	0	0	0	-	-	-	-	-	1	-	-	1.67
6	1A	1.10	0.20	0	1	1	1	-	-	-	-	-	1	-	-	1.30
7	1F+1Lo	1.00	0.00	0	0	0	0	-	-	-	-	-	1	-	-	1.00
8	CCoSpB	1.70	0.17	0	0	0	1	-	-	-	-	-	1	-	-	1.87
		10.94														

x - credit for second half, base value multiplied by 1.1 * - invalid element, scored as zero e - jump take-off (Flip/Lutz) with edge
 ! - (singles & pairs) jump take-off (Flip/Lutz) with slight edge ! - (Key Points Dance) incomplete REP - repeated jump restriction V - spin requirement not met
 < - underrotated jump << - (singles & pairs) downgraded jump << - (key points dance) interruption

Program Component	Factor															
Skating Skills	1.00		2.00	2.50	1.75	2.50	-	-	-	-	-	-	2.75	-	-	2.33
Transitions	0.75		2.00	2.25	1.75	2.25	-	-	-	-	-	-	2.50	-	-	1.63
Performance	1.00		2.25	2.25	1.75	2.25	-	-	-	-	-	-	2.75	-	-	2.25
Composition	0.00		-	-	-	-	-	-	-	-	-	-	-	-	-	0.00
Interpretation of the Music	0.75		2.25	2.75	1.75	2.25	-	-	-	-	-	-	2.75	-	-	1.82
		8.03														

Deductions

																	0.00
--	--	--	--	--	--	--	--	--	--	--	--	--	--	--	--	--	-------------



BC/YK SECTION SUPER SERIES STARSKATE FINAL

MARCH 3, 2017 to MARCH 5, 2017

4105 Gordon Drive, Kelowna, BC

STAR 5 Girls (U13) - Free Program

Rank	Name	Club	Element Score	Prog Comp Score	Bonus	Deductions	Score
4	Lauren Bitte	Summerland FSC,BC/YK	10.47	7.98	0.00	0.00	18.45

#	Executed Element	Base							JREF							Score
		Value	GOE	J1	J2	J3	J4									
1	1A+1T	1.50	0.00	0	0	0	0	-	-	-	-	-	1	-	-	1.50
2	2T	1.30	-0.60	-3	-3	-3	-3	-	-	-	-	-	-3	-	-	0.70
3	CCoSpB	1.70	0.17	1	0	0	0	-	-	-	-	-	1	-	-	1.87
4	1A	1.10	0.00	0	0	0	0	-	-	-	-	-	0	-	-	1.10
5	SpSqB	1.50	0.00	0	0	0	0	-	-	-	-	-	1	-	-	1.50
6	2S	1.30	0.00	0	0	0	0	-	-	-	-	-	0	-	-	1.30
7	1Lz+1Lo	1.10	0.00	0	0	0	0	-	-	-	-	-	1	-	-	1.10
8	FCSpB	1.60	-0.20	0	-1	-1	0	-	-	-	-	-	-1	-	-	1.40
																10.47

x - credit for second half, base value multiplied by 1.1 * - invalid element, scored as zero e - jump take-off (Flip/Lutz) with edge
 ! - (singles & pairs) jump take-off (Flip/Lutz) with slight edge ! - (Key Points Dance) incomplete REP - repeated jump restriction V - spin requirement not met
 < - underrotated jump << - (singles & pairs) downgraded jump << - (key points dance) interruption

Program Component	Factor															
Skating Skills	1.00		2.25	2.25	2.00	2.50	-	-	-	-	-	-	2.50	-	-	2.33
Transitions	0.75		2.25	2.00	1.75	2.25	-	-	-	-	-	-	2.50	-	-	1.63
Performance	1.00		2.50	2.25	2.00	2.25	-	-	-	-	-	-	2.75	-	-	2.33
Composition	0.00		-	-	-	-	-	-	-	-	-	-	-	-	-	0.00
Interpretation of the Music	0.75		2.25	2.50	2.00	2.00	-	-	-	-	-	-	2.50	-	-	1.69
																7.98

Deductions 0.00



BC/YK SECTION SUPER SERIES STARSKATE FINAL

MARCH 3, 2017 to MARCH 5, 2017

4105 Gordon Drive, Kelowna, BC

STAR 5 Girls (U13) - Free Program

Rank	Name	Club	Element Score	Prog Comp Score	Bonus	Deductions	Score
5	Anna Myllyniemi	Oak Bay FSC,BC/YK	10.23	7.90	0.00	0.00	18.13

#	Executed Element	Base							JREF							Score
		Value	GOE	J1	J2	J3	J4									
1	2T	1.30	-0.07	0	-1	0	-1	-	-	-	-	-	0	-	-	1.23
2	2S	1.30	-0.20	-1	-1	-1	-1	-	-	-	-	-	-1	-	-	1.10
3	CCoSpB	1.70	0.00	0	0	0	0	-	-	-	-	-	0	-	-	1.70
4	1A+1Lo	1.60	0.00	0	0	0	0	-	-	-	-	-	0	-	-	1.60
5	1A	1.10	0.00	0	-1	0	0	-	-	-	-	-	0	-	-	1.10
6	SpSqB	1.50	0.00	0	0	0	0	-	-	-	-	-	1	-	-	1.50
7	1F+1T	0.90	0.00	0	0	0	0	-	-	-	-	-	0	-	-	0.90
8	SSpB	1.10	0.00	0	1	0	0	-	-	-	-	-	0	-	-	1.10
																10.23

x - credit for second half, base value multiplied by 1.1 * - invalid element, scored as zero e - jump take-off (Flip/Lutz) with edge
 ! - (singles & pairs) jump take-off (Flip/Lutz) with slight edge ! - (Key Points Dance) incomplete REP - repeated jump restriction V - spin requirement not met
 < - underrotated jump << - (singles & pairs) downgraded jump << - (key points dance) interruption

Program Component	Factor															
Skating Skills	1.00		2.00	2.50	1.75	2.25	-	-	-	-	-	-	2.50	-	-	2.25
Transitions	0.75		2.00	2.00	1.50	2.00	-	-	-	-	-	-	2.50	-	-	1.50
Performance	1.00		2.25	2.25	1.75	2.50	-	-	-	-	-	-	2.50	-	-	2.33
Composition	0.00		-	-	-	-	-	-	-	-	-	-	-	-	-	0.00
Interpretation of the Music	0.75		2.25	2.75	2.00	2.50	-	-	-	-	-	-	2.50	-	-	1.82
																7.90

Deductions

	0.00
--	------



BC/YK SECTION SUPER SERIES STARSKATE FINAL

MARCH 3, 2017 to MARCH 5, 2017

4105 Gordon Drive, Kelowna, BC

STAR 5 Girls (U13) - Free Program

Rank	Name	Club	Element Score	Prog Comp Score	Bonus	Deductions	Score
6	Emma Shipalesky	Fort St John FSC,BC/YK	9.46	8.46	0.00	0.00	17.92

#	Executed Element	Base						JREF	Score							
		Value	GOE	J1	J2	J3	J4									
1	1Lz+1Lo	1.10	0.00	0	0	0	0	-	-	-	-	-	0	-	-	1.10
2	1A+1T<<	1.10	-0.40	-2	-2	-2	-2	-	-	-	-	-	-3	-	-	0.70
3	1F	0.50	0.00	0	0	0	0	-	-	-	-	-	1	-	-	0.50
4	SSpB	1.10	0.33	0	1	0	1	-	-	-	-	-	1	-	-	1.43
5	SpSqB	1.50	0.00	0	0	0	0	-	-	-	-	-	0	-	-	1.50
6	2S	1.30	-0.20	0	-1	-1	-1	-	-	-	-	-	-1	-	-	1.10
7	1A	1.10	0.00	0	0	0	0	-	-	-	-	-	-1	-	-	1.10
8	CCoSpB	1.70	0.33	0	0	1	1	-	-	-	-	-	1	-	-	2.03
9.46																

x - credit for second half, base value multiplied by 1.1

* - invalid element, scored as zero

e - jump take-off (Flip/Lutz) with edge

! - (singles & pairs) jump take-off (Flip/Lutz) with slight edge

! - (Key Points Dance) incomplete

REP - repeated jump restriction V - spin requirement not met

< - underrotated jump

<< - (singles & pairs) downgraded jump << - (key points dance) interruption

Program Component	Factor															
Skating Skills	1.00		2.25	2.25	2.25	2.25	-	-	-	-	-	-	2.25	-	-	2.25
Transitions	0.75		1.75	2.25	2.25	2.50	-	-	-	-	-	-	2.50	-	-	1.75
Performance	1.00		2.25	3.25	2.75	2.50	-	-	-	-	-	-	2.50	-	-	2.58
Composition	0.00		-	-	-	-	-	-	-	-	-	-	-	-	-	0.00
Interpretation of the Music	0.75		2.00	2.75	2.75	2.25	-	-	-	-	-	-	2.50	-	-	1.88
8.46																

Deductions

0.00



BC/YK SECTION SUPER SERIES STARSKATE FINAL

MARCH 3, 2017 to MARCH 5, 2017

4105 Gordon Drive, Kelowna, BC

STAR 5 Girls (U13) - Free Program

Rank	Name	Club	Element Score	Prog Comp Score	Bonus	Deductions	Score
7	Keira Bailey	Coquitlam SC,BC/YK	9.97	7.77	0.00	0.00	17.74

#	Executed Element	Base							JREF							Score
		Value	GOE	J1	J2	J3	J4									
1	2S	1.30	0.00	0	0	0	0	-	-	-	-	-	0	-	-	1.30
2	1Lz+1Lo	1.10	0.20	1	1	1	0	-	-	-	-	-	1	-	-	1.30
3	FCSpB	1.60	-0.40	-2	-1	-1	0	-	-	-	-	-	-2	-	-	1.20
4	1A+1T	1.50	0.00	0	0	0	0	-	-	-	-	-	0	-	-	1.50
5	1F	0.50	0.00	0	0	0	0	-	-	-	-	-	1	-	-	0.50
6	SpSqB	1.50	0.17	1	0	0	0	-	-	-	-	-	1	-	-	1.67
7	1A	1.10	0.00	0	0	0	0	-	-	-	-	-	0	-	-	1.10
8	CCoSpB (V)	1.50	-0.10	0	-1	0	0	-	-	-	-	-	-1	-	-	1.40
																9.97

x - credit for second half, base value multiplied by 1.1 * - invalid element, scored as zero e - jump take-off (Flip/Lutz) with edge
 ! - (singles & pairs) jump take-off (Flip/Lutz) with slight edge ! - (Key Points Dance) incomplete REP - repeated jump restriction V - spin requirement not met
 < - underrotated jump << - (singles & pairs) downgraded jump << - (key points dance) interruption

Program Component	Factor															
Skating Skills	1.00		2.25	2.25	2.25	2.50	-	-	-	-	-	-	2.50	-	-	2.33
Transitions	0.75		2.00	2.00	2.00	2.00	-	-	-	-	-	-	2.00	-	-	1.50
Performance	1.00		2.25	2.50	2.25	2.25	-	-	-	-	-	-	2.25	-	-	2.25
Composition	0.00		-	-	-	-	-	-	-	-	-	-	-	-	-	0.00
Interpretation of the Music	0.75		2.25	2.75	2.50	2.00	-	-	-	-	-	-	1.75	-	-	1.69
																7.77

Deductions

	0.00
--	------



BC/YK SECTION SUPER SERIES STARSKATE FINAL

MARCH 3, 2017 to MARCH 5, 2017

4105 Gordon Drive, Kelowna, BC

STAR 5 Girls (U13) - Free Program

Rank	Name	Club	Element Score	Prog Comp Score	Bonus	Deductions	Score
8	Anika Phinney	Abbotsford SC,BC/YK	10.77	6.91	0.00	0.00	17.68

#	Executed Element	Base							JREF							Score
		Value	GOE	J1	J2	J3	J4									
1	1Lz+1T	1.00	0.00	0	1	0	0	-	-	-	-	-	0	-	-	1.00
2	1A+1Lo	1.60	-0.07	0	-1	0	-1	-	-	-	-	-	0	-	-	1.53
3	2Lo	1.80	-0.80	-3	-3	-2	-2	-	-	-	-	-	-3	-	-	1.00
4	FCSpB	1.60	0.00	0	0	0	0	-	-	-	-	-	0	-	-	1.60
5	SpSqB	1.50	0.00	0	-1	0	0	-	-	-	-	-	1	-	-	1.50
6	2S	1.30	-0.13	-1	-1	0	-1	-	-	-	-	-	0	-	-	1.17
7	1A	1.10	0.00	0	0	0	0	-	-	-	-	-	0	-	-	1.10
8	CCoSpB	1.70	0.17	0	0	0	1	-	-	-	-	-	1	-	-	1.87
																10.77

x - credit for second half, base value multiplied by 1.1 * - invalid element, scored as zero e - jump take-off (Flip/Lutz) with edge
 ! - (singles & pairs) jump take-off (Flip/Lutz) with slight edge ! - (Key Points Dance) incomplete REP - repeated jump restriction V - spin requirement not met
 < - underrotated jump << - (singles & pairs) downgraded jump << - (key points dance) interruption

Program Component	Factor															
Skating Skills	1.00		1.50	1.75	1.75	2.00	-	-	-	-	-	-	2.25	-	-	1.83
Transitions	0.75		1.75	2.00	2.00	2.00	-	-	-	-	-	-	2.75	-	-	1.50
Performance	1.00		1.50	1.75	2.25	2.25	-	-	-	-	-	-	2.50	-	-	2.08
Composition	0.00		-	-	-	-	-	-	-	-	-	-	-	-	-	0.00
Interpretation of the Music	0.75		1.75	1.25	2.50	2.00	-	-	-	-	-	-	2.25	-	-	1.50
																6.91

Deductions

																	0.00
--	--	--	--	--	--	--	--	--	--	--	--	--	--	--	--	--	------



BC/YK SECTION SUPER SERIES STARSKATE FINAL

MARCH 3, 2017 to MARCH 5, 2017

4105 Gordon Drive, Kelowna, BC

STAR 5 Girls (U13) - Free Program

Rank	Name	Club	Element Score	Prog Comp Score	Bonus	Deductions	Score
9	Emily Kwan	Killarney Centre ,BC/YK	10.04	7.63	0.00	0.00	17.67


#	Executed Element	Base							JREF							Score
		Value	GOE	J1	J2	J3	J4									
1	1A+1T	1.50	0.00	0	0	0	0	-	-	-	-	-	0	-	-	1.50
2	2S	1.30	-0.20	0	-1	-1	-1	-	-	-	-	-	-1	-	-	1.10
3	SSpB	1.10	0.00	0	0	0	0	-	-	-	-	-	0	-	-	1.10
4	SpSqB	1.50	0.00	0	0	0	0	-	-	-	-	-	2	-	-	1.50
5	1Lz+1Lo	!	1.10	-0.13	-1	-1	-2	-2	-	-	-	-	0	-	-	0.97
6	2T	1.30	0.00	0	0	0	0	-	-	-	-	-	-1	-	-	1.30
7	1A	1.10	-0.40	-2	-2	-1	-2	-	-	-	-	-	-2	-	-	0.70
8	CCoSpB	1.70	0.17	0	0	1	0	-	-	-	-	-	1	-	-	1.87
																10.04

x - credit for second half, base value multiplied by 1.1 * - invalid element, scored as zero e - jump take-off (Flip/Lutz) with edge
 ! - (singles & pairs) jump take-off (Flip/Lutz) with slight edge ! - (Key Points Dance) incomplete REP - repeated jump restriction V - spin requirement not met
 < - underrotated jump << - (singles & pairs) downgraded jump << - (key points dance) interruption

Program Component	Factor															
Skating Skills	1.00		2.25	2.50	1.75	2.25	-	-	-	-	-	2.50	-	-		2.33
Transitions	0.75		2.00	2.50	2.00	2.00	-	-	-	-	-	2.75	-	-		1.63
Performance	1.00		2.25	2.75	1.50	1.75	-	-	-	-	-	2.50	-	-		2.17
Composition	0.00		-	-	-	-	-	-	-	-	-	-	-	-		0.00
Interpretation of the Music	0.75		2.00	2.25	1.50	1.75	-	-	-	-	-	2.50	-	-		1.50
																7.63

Deductions

	0.00
--	------



BC/YK SECTION SUPER SERIES STARSKATE FINAL

MARCH 3, 2017 to MARCH 5, 2017

4105 Gordon Drive, Kelowna, BC

STAR 5 Girls (U13) - Free Program

Rank	Name	Club	Element Score	Prog Comp Score	Bonus	Deductions	Score
10	Sophie Stevens	Fort St John FSC,BC/YK	8.47	9.13	0.00	0.00	17.60

#	Executed Element	Base							JREF							Score
		Value	GOE	J1	J2	J3	J4									
1	1Lz+1Lo	1.10	0.20	1	1	1	1	-	-	-	-	-	1	-	-	1.30
2	1A+1T	1.50	0.00	0	0	0	1	-	-	-	-	-	0	-	-	1.50
3	SSpB	1.10	0.33	0	1	1	0	-	-	-	-	-	1	-	-	1.43
4	2S	1.30	-0.20	0	-1	-1	-1	-	-	-	-	-	-1	-	-	1.10
5	1F	0.50	0.07	1	0	0	0	-	-	-	-	-	1	-	-	0.57
6	SpSqB	1.50	0.17	1	0	0	0	-	-	-	-	-	1	-	-	1.67
7	2Lo	1.80	-0.90	-3	-3	-3	-3	-	-	-	-	-	-2	-	-	0.90
8	CCoSp	0.00	-	-	-	-	-	-	-	-	-	-	-	-	-	0.00
		8.47														

x - credit for second half, base value multiplied by 1.1 * - invalid element, scored as zero e - jump take-off (Flip/Lutz) with edge
 ! - (singles & pairs) jump take-off (Flip/Lutz) with slight edge ! - (Key Points Dance) incomplete REP - repeated jump restriction V - spin requirement not met
 < - underrotated jump << - (singles & pairs) downgraded jump << - (key points dance) interruption

Program Component	Factor															
Skating Skills	1.00		2.75	3.25	2.25	2.75	-	-	-	-	-	-	2.75	-	-	2.75
Transitions	0.75		2.75	2.50	1.75	2.50	-	-	-	-	-	-	2.75	-	-	1.94
Performance	1.00		-	3.00	2.00	2.50	-	-	-	-	-	-	2.50	-	-	2.50
Composition	0.00		-	-	-	-	-	-	-	-	-	-	-	-	-	0.00
Interpretation of the Music	0.75		3.00	2.50	1.50	2.50	-	-	-	-	-	-	2.75	-	-	1.94
		9.13														

Deductions

																	0.00
--	--	--	--	--	--	--	--	--	--	--	--	--	--	--	--	--	------



BC/YK SECTION SUPER SERIES STARSKATE FINAL

MARCH 3, 2017 to MARCH 5, 2017

4105 Gordon Drive, Kelowna, BC

STAR 5 Girls (U13) - Free Program

Rank	Name	Club	Element Score	Prog Comp Score	Bonus	Deductions	Score
11	Summer Cannell	Coquitlam SC,BC/YK	9.53	7.97	0.00	0.00	17.50

#	Executed Element	Base							JREF	Score	
		Value	GOE	J1	J2	J3	J4				
1	1Lz+1Lo	1.10	0.20	1	1	1	1	-	-	1	1.30
2	1A+1T	1.50	0.00	0	-1	0	0	-	-	0	1.50
3	2T	1.30	-0.60	-3	-3	-3	-3	-	-	-3	0.70
4	SSpB	1.10	-0.10	0	0	-1	0	-	-	-1	1.00
5	SpSqB	1.50	0.00	0	1	0	0	-	-	0	1.50
6	2S	1.30	0.00	0	0	0	0	-	-	0	1.30
7	1A	1.10	-0.27	-2	-1	-1	-1	-	-	-2	0.83
8	CCoSpB (V)	1.50	-0.10	0	0	-1	-1	-	-	0	1.40
											9.53

x - credit for second half, base value multiplied by 1.1 * - invalid element, scored as zero e - jump take-off (Flip/Lutz) with edge
 ! - (singles & pairs) jump take-off (Flip/Lutz) with slight edge ! - (Key Points Dance) incomplete REP - repeated jump restriction V - spin requirement not met
 < - underrotated jump << - (singles & pairs) downgraded jump << - (key points dance) interruption

Program Component	Factor	2.00	2.25	1.75	2.25	-	-	-	-	-	2.75	-	-	2.17
Skating Skills	1.00													
Transitions	0.75										2.50			1.63
Performance	1.00										2.50			2.42
Composition	0.00													0.00
Interpretation of the Music	0.75										2.50			1.75
														7.97

Deductions

	0.00
--	------



BC/YK SECTION SUPER SERIES STARSKATE FINAL

MARCH 3, 2017 to MARCH 5, 2017

4105 Gordon Drive, Kelowna, BC

STAR 5 Girls (U13) - Free Program

Rank	Name	Club	Element Score	Prog Comp Score	Bonus	Deductions	Score
12	Kyra Koepke	Sun Bowl FSC,BC/YK	9.94	7.50	0.00	0.00	17.44


#	Executed Element	Base							JREF	Score						
		Value	GOE	J1	J2	J3	J4									
1	SSpB	1.10	0.17	0	0	1	0	-	-	-	-	-	1	-	-	1.27
2	1F	0.50	0.07	0	1	0	0	-	-	-	-	-	1	-	-	0.57
3	1A+1T	1.50	0.00	0	0	0	0	-	-	-	-	-	1	-	-	1.50
4	1Lz+1Lo	1.10	0.20	0	1	1	1	-	-	-	-	-	1	-	-	1.30
5	SpSqB	1.50	-0.10	0	-1	-1	0	-	-	-	-	-	1	-	-	1.40
6	2S	1.30	0.00	0	0	0	0	-	-	-	-	-	1	-	-	1.30
7	1A	1.10	0.00	0	0	0	0	-	-	-	-	-	0	-	-	1.10
8	CoSpB	1.50	0.00	0	0	0	0	-	-	-	-	-	1	-	-	1.50
9.94																

x - credit for second half, base value multiplied by 1.1 * - invalid element, scored as zero e - jump take-off (Flip/Lutz) with edge
 ! - (singles & pairs) jump take-off (Flip/Lutz) with slight edge ! - (Key Points Dance) incomplete REP - repeated jump restriction V - spin requirement not met
 < - underrotated jump << - (singles & pairs) downgraded jump << - (key points dance) interruption

Program Component	Factor	2.25	2.50	2.00	2.25	-	-	-	-	-	-	2.75	-	-	2.33
Skating Skills	1.00														
Transitions	0.75														
Performance	1.00														
Composition	0.00														
Interpretation of the Music	0.75														
7.50															

Deductions

0.00



BC/YK SECTION SUPER SERIES STARSKATE FINAL

MARCH 3, 2017 to MARCH 5, 2017

4105 Gordon Drive, Kelowna, BC

STAR 5 Girls (U13) - Free Program

Rank	Name	Club	Element Score	Prog Comp Score	Bonus	Deductions	Score
13	Jennifer Xu	Killarney Centre ,BC/YK	10.69	6.67	0.00	0.00	17.36


#	Executed Element	Base						JREF						Score		
		Value	GOE	J1	J2	J3	J4									
1	1A+1T	1.50	0.00	0	0	0	0	-	-	-	-	-	-1	-	-	1.50
2	2S	1.30	0.00	0	-1	0	0	-	-	-	-	-	0	-	-	1.30
3	2T	1.30	-0.27	0	-1	-1	-2	-	-	-	-	-	-3	-	-	1.03
4	SSpB	1.10	0.33	0	1	0	1	-	-	-	-	-	1	-	-	1.43
5	1F+1Lo	1.00	0.00	0	0	0	0	-	-	-	-	-	1	-	-	1.00
6	SpSqB	1.50	0.33	1	0	0	1	-	-	-	-	-	1	-	-	1.83
7	1A	1.10	0.00	0	0	0	0	-	-	-	-	-	0	-	-	1.10
8	CCoSpB (V)	1.50	0.00	0	1	0	0	-	-	-	-	-	-1	-	-	1.50
																10.69

x - credit for second half, base value multiplied by 1.1 * - invalid element, scored as zero e - jump take-off (Flip/Lutz) with edge
 ! - (singles & pairs) jump take-off (Flip/Lutz) with slight edge ! - (Key Points Dance) incomplete REP - repeated jump restriction V - spin requirement not met
 < - underrotated jump << - (singles & pairs) downgraded jump << - (key points dance) interruption

Program Component	Factor															
Skating Skills	1.00		2.00	2.50	1.75	2.25	-	-	-	-	-	-	2.25	-	-	2.17
Transitions	0.75		1.75	2.00	1.50	2.00	-	-	-	-	-	-	2.25	-	-	1.44
Performance	1.00		1.75	1.75	1.50	1.75	-	-	-	-	-	-	2.50	-	-	1.75
Composition	0.00		-	-	-	-	-	-	-	-	-	-	-	-	-	0.00
Interpretation of the Music	0.75		1.50	2.00	1.25	1.75	-	-	-	-	-	-	2.25	-	-	1.31
																6.67

Deductions

																	0.00
--	--	--	--	--	--	--	--	--	--	--	--	--	--	--	--	--	------



BC/YK SECTION SUPER SERIES STARSKATE FINAL

MARCH 3, 2017 to MARCH 5, 2017

4105 Gordon Drive, Kelowna, BC

STAR 5 Girls (U13) - Free Program

Rank	Name	Club	Element Score	Prog Comp Score	Bonus	Deductions	Score
14	Katelynn Petrak	Coquitlam SC,BC/YK	8.33	8.18	0.00	0.00	16.51

#	Executed Element	Base							JREF							Score
		Value	GOE	J1	J2	J3	J4									
1	1A+1T	1.50	0.00	0	0	0	0	-	-	-	-	-	0	-	-	1.50
2	2S	1.30	0.00	0	0	0	0	-	-	-	-	-	0	-	-	1.30
3	1F	0.50	0.13	0	1	1	0	-	-	-	-	-	1	-	-	0.63
4	FCSp	0.00	-	-	-	-	-	-	-	-	-	-	-	-	-	0.00
5	SpSqB	1.50	0.00	0	0	0	0	-	-	-	-	-	1	-	-	1.50
6	1Lz+1Lo	1.10	0.00	0	0	0	0	-	-	-	-	-	1	-	-	1.10
7	1A	1.10	0.00	0	0	0	0	-	-	-	-	-	1	-	-	1.10
8	CCoSpB (V)	1.50	-0.30	-1	-1	-1	-1	-	-	-	-	-	-2	-	-	1.20
																8.33

x - credit for second half, base value multiplied by 1.1 * - invalid element, scored as zero e - jump take-off (Flip/Lutz) with edge
 ! - (singles & pairs) jump take-off (Flip/Lutz) with slight edge ! - (Key Points Dance) incomplete REP - repeated jump restriction V - spin requirement not met
 < - underrotated jump << - (singles & pairs) downgraded jump << - (key points dance) interruption

Program Component	Factor															
Skating Skills	1.00		2.25	2.75	2.25	2.50	-	-	-	-	-	-	2.75	-	-	2.50
Transitions	0.75		2.50	1.75	2.00	2.25	-	-	-	-	-	-	2.25	-	-	1.63
Performance	1.00		2.75	2.50	2.25	2.25	-	-	-	-	-	-	2.50	-	-	2.42
Composition	0.00		-	-	-	-	-	-	-	-	-	-	-	-	-	0.00
Interpretation of the Music	0.75		2.75	2.25	2.00	2.00	-	-	-	-	-	-	2.25	-	-	1.63
																8.18

Deductions

0.00



BC/YK SECTION SUPER SERIES STARSKATE FINAL

MARCH 3, 2017 to MARCH 5, 2017

4105 Gordon Drive, Kelowna, BC

STAR 5 Girls (U13) - Free Program

Rank	Name	Club	Element Score	Prog Comp Score	Bonus	Deductions	Score
15	Lauren Viau	Kelowna FSC,BC/YK	9.28	7.18	0.00	0.00	16.46

#	Executed Element	Base							JREF	Score	
		Value	GOE	J1	J2	J3	J4				
1	1A+1T	1.50	-0.13	0	-1	-1	-1	-	-	0	1.37
2	SpSqB	1.50	0.00	0	0	-1	0	-	-	0	1.50
3	FCSpB	1.60	0.17	-1	0	0	1	-	-	1	1.77
4	2S<	0.90	-0.33	-1	-2	-1	-2	-	-	-2	0.57
5	2T<<	0.40	-0.20	-2	-2	-2	-2	-	-	-3	0.20
6	1A	1.10	0.00	0	-1	0	0	-	-	0	1.10
7	1Lz+1Lo	1.10	-0.03	0	-1	-1	0	-	-	0	1.07
8	CCoSpB	1.70	0.00	0	0	-1	0	-	-	1	1.70
											9.28

x - credit for second half, base value multiplied by 1.1 * - invalid element, scored as zero e - jump take-off (Flip/Lutz) with edge
 ! - (singles & pairs) jump take-off (Flip/Lutz) with slight edge ! - (Key Points Dance) incomplete REP - repeated jump restriction V - spin requirement not met
 < - underrotated jump << - (singles & pairs) downgraded jump << - (key points dance) interruption

Program Component	Factor	2.00	2.50	1.25	1.75	-	-	-	-	-	2.75	-	-	Score
Skating Skills	1.00													2.08
Transitions	0.75										2.00			1.37
Performance	1.00										2.50			2.17
Composition	0.00													0.00
Interpretation of the Music	0.75										2.50			1.56
														7.18

Deductions

	0.00
--	------



BC/YK SECTION SUPER SERIES STARSKATE FINAL

MARCH 3, 2017 to MARCH 5, 2017

4105 Gordon Drive, Kelowna, BC

STAR 5 Girls (U13) - Free Program

Rank	Name	Club	Element Score	Prog Comp Score	Bonus	Deductions	Score
16	Petra Cvetkovic	Hollyburn Country,BC/YK	8.56	7.78	0.00	0.00	16.34

#	Executed Element	Base							JREF							Score
		Value	GOE	J1	J2	J3	J4									
1	1A+1T	1.50	0.13	0	1	1	0	-	-	-	-	-	1	-	-	1.63
2	2S	1.30	-0.07	0	-1	0	-1	-	-	-	-	-	0	-	-	1.23
3	CCoSpB	1.70	0.00	0	0	0	0	-	-	-	-	-	0	-	-	1.70
4	SpSq	0.00	-	-	-	-	-	-	-	-	-	-	-	-	-	0.00
5	2T	1.30	0.00	0	0	0	0	-	-	-	-	-	0	-	-	1.30
6	1F	0.50	0.00	0	0	0	0	-	-	-	-	-	1	-	-	0.50
7	1A	1.10	0.00	0	0	0	0	-	-	-	-	-	1	-	-	1.10
8	SSpB	1.10	0.00	0	0	0	0	-	-	-	-	-	1	-	-	1.10
																8.56

x - credit for second half, base value multiplied by 1.1 * - invalid element, scored as zero e - jump take-off (Flip/Lutz) with edge
 ! - (singles & pairs) jump take-off (Flip/Lutz) with slight edge ! - (Key Points Dance) incomplete REP - repeated jump restriction V - spin requirement not met
 < - underrotated jump << - (singles & pairs) downgraded jump << - (key points dance) interruption

Program Component	Factor															
Skating Skills	1.00		2.25	2.50	2.50	2.25	-	-	-	-	-	-	2.50	-	-	2.42
Transitions	0.75		2.25	2.25	2.25	2.50	-	-	-	-	-	-	2.25	-	-	1.69
Performance	1.00		2.00	1.75	2.00	2.50	-	-	-	-	-	-	2.50	-	-	2.17
Composition	0.00		-	-	-	-	-	-	-	-	-	-	-	-	-	0.00
Interpretation of the Music	0.75		2.00	1.50	2.00	2.25	-	-	-	-	-	-	2.00	-	-	1.50
																7.78

Deductions	Score
	0.00



BC/YK SECTION SUPER SERIES STARSKATE FINAL

MARCH 3, 2017 to MARCH 5, 2017

4105 Gordon Drive, Kelowna, BC

STAR 5 Girls (U13) - Free Program

Rank	Name	Club	Element Score	Prog Comp Score	Bonus	Deductions	Score
17	Jocelyn Erdt	Summerland FSC,BC/YK	10.67	5.63	0.00	0.00	16.30

#	Executed Element	Base							JREF							Score
		Value	GOE	J1	J2	J3	J4									
1	1A+1T	1.50	0.00	0	0	0	0	-	-	-	-	-	1	-	-	1.50
2	2S	1.30	-0.13	-1	-1	0	-1	-	-	-	-	-	0	-	-	1.17
3	CCoSpB	1.70	0.17	0	0	0	1	-	-	-	-	-	1	-	-	1.87
4	1Lz+1Lo	1.10	-0.10	-1	-1	-1	-2	-	-	-	-	-	1	-	-	1.00
5	2T	1.30	-0.27	-3	0	-1	-1	-	-	-	-	-	-2	-	-	1.03
6	SpSqB	1.50	0.00	0	0	0	0	-	-	-	-	-	-3	-	-	1.50
7	1A	1.10	0.00	0	0	0	0	-	-	-	-	-	0	-	-	1.10
8	FCSpB	1.60	-0.10	0	-1	-1	0	-	-	-	-	-	0	-	-	1.50
																10.67

x - credit for second half, base value multiplied by 1.1 * - invalid element, scored as zero e - jump take-off (Flip/Lutz) with edge
 ! - (singles & pairs) jump take-off (Flip/Lutz) with slight edge ! - (Key Points Dance) incomplete REP - repeated jump restriction V - spin requirement not met
 < - underrotated jump << - (singles & pairs) downgraded jump << - (key points dance) interruption

Program Component	Factor															
Skating Skills	1.00		1.50	1.25	1.50	1.75	-	-	-	-	-	-	2.50	-	-	1.58
Transitions	0.75		1.50	1.75	1.50	1.50	-	-	-	-	-	-	2.25	-	-	1.19
Performance	1.00		1.25	1.50	1.50	2.00	-	-	-	-	-	-	2.50	-	-	1.67
Composition	0.00		-	-	-	-	-	-	-	-	-	-	-	-	-	0.00
Interpretation of the Music	0.75		1.25	1.50	1.50	1.75	-	-	-	-	-	-	2.25	-	-	1.19
																5.63

Deductions

																0.00



BC/YK SECTION SUPER SERIES STARSKATE FINAL

MARCH 3, 2017 to MARCH 5, 2017

4105 Gordon Drive, Kelowna, BC

STAR 5 Girls (U13) - Free Program

Rank	Name	Club	Element Score	Prog Comp Score	Bonus	Deductions	Score
18	Reagan West	Williams Lake FSC,BC/YK	9.23	6.83	0.00	0.00	16.06

#	Executed Element	Base							JREF							Score
		Value	GOE	J1	J2	J3	J4									
1	2T	1.30	-0.60	-3	-3	-3	-3	-	-	-	-	-	-3	-	-	0.70
2	1A+1T<<	1.10	-0.40	-2	-2	-2	-2	-	-	-	-	-	-3	-	-	0.70
3	FSSpB	1.70	0.00	0	0	0	0	-	-	-	-	-	1	-	-	1.70
4	SpSqB	1.50	0.00	0	0	-1	0	-	-	-	-	-	0	-	-	1.50
5	2S	1.30	-0.60	-3	-2	-3	-3	-	-	-	-	-	-3	-	-	0.70
6	1A	1.10	0.00	0	0	0	0	-	-	-	-	-	-1	-	-	1.10
7	1Lz(e)+1Lo	1.00	-0.20	-2	-2	-2	-2	-	-	-	-	-	-2	-	-	0.80
8	CCoSpB	1.70	0.33	0	1	0	1	-	-	-	-	-	1	-	-	2.03
		9.23														

x - credit for second half, base value multiplied by 1.1 * - invalid element, scored as zero e - jump take-off (Flip/Lutz) with edge
 ! - (singles & pairs) jump take-off (Flip/Lutz) with slight edge ! - (Key Points Dance) incomplete REP - repeated jump restriction V - spin requirement not met
 < - underrotated jump << - (singles & pairs) downgraded jump << - (key points dance) interruption

Program Component	Factor															
Skating Skills	1.00		2.00	2.50	1.75	1.75	-	-	-	-	-	-	2.25	-	-	2.00
Transitions	0.75		1.50	1.75	1.50	2.00	-	-	-	-	-	-	2.50	-	-	1.31
Performance	1.00		2.00	2.25	1.25	2.00	-	-	-	-	-	-	2.25	-	-	2.08
Composition	0.00		-	-	-	-	-	-	-	-	-	-	-	-	-	0.00
Interpretation of the Music	0.75		1.75	2.00	1.25	2.00	-	-	-	-	-	-	2.25	-	-	1.44
		6.83														

Deductions

																	0.00
--	--	--	--	--	--	--	--	--	--	--	--	--	--	--	--	--	------



BC/YK SECTION SUPER SERIES STARSKATE FINAL

MARCH 3, 2017 to MARCH 5, 2017

4105 Gordon Drive, Kelowna, BC

STAR 5 Girls (U13) - Free Program

Rank	Name	Club	Element Score	Prog Comp Score	Bonus	Deductions	Score
19	Emma Eggmann	Fort St John FSC,BC/YK	8.53	7.47	0.00	0.00	16.00

#	Executed Element	Base							JREF							Score
		Value	GOE	J1	J2	J3	J4									
1	1F	0.50	0.00	0	0	0	0	-	-	-	-	-	1	-	-	0.50
2	1A+1T	1.50	-0.27	0	-2	-3	0	-	-	-	-	-	-2	-	-	1.23
3	SSpB	1.10	0.00	0	0	0	0	-	-	-	-	-	-1	-	-	1.10
4	2S	1.30	-0.60	-3	-3	-3	-3	-	-	-	-	-	-3	-	-	0.70
5	1Lz(e)+1Lo	1.00	-0.20	-2	-2	-2	-2	-	-	-	-	-	-1	-	-	0.80
6	SpSqB	1.50	0.50	1	2	0	1	-	-	-	-	-	1	-	-	2.00
7	1A	1.10	-0.60	-3	-3	-3	-3	-	-	-	-	-	-3	-	-	0.50
8	CCoSpB	1.70	0.00	0	0	0	0	-	-	-	-	-	0	-	-	1.70
8.53																

x - credit for second half, base value multiplied by 1.1 * - invalid element, scored as zero e - jump take-off (Flip/Lutz) with edge
 ! - (singles & pairs) jump take-off (Flip/Lutz) with slight edge ! - (Key Points Dance) incomplete REP - repeated jump restriction V - spin requirement not met
 < - underrotated jump << - (singles & pairs) downgraded jump << - (key points dance) interruption

Program Component	Factor															
Skating Skills	1.00		2.25	2.50	1.75	2.25	-	-	-	-	-	-	2.50	-	-	2.33
Transitions	0.75		2.00	2.50	1.75	2.25	-	-	-	-	-	-	2.00	-	-	1.56
Performance	1.00		2.00	3.00	1.50	2.00	-	-	-	-	-	-	2.25	-	-	2.08
Composition	0.00		-	-	-	-	-	-	-	-	-	-	-	-	-	0.00
Interpretation of the Music	0.75		2.00	2.75	1.50	2.00	-	-	-	-	-	-	2.00	-	-	1.50
7.47																

Deductions

0.00



BC/YK SECTION SUPER SERIES STARSKATE FINAL

MARCH 3, 2017 to MARCH 5, 2017

4105 Gordon Drive, Kelowna, BC

STAR 5 Girls (U13) - Free Program

Rank	Name	Club	Element Score	Prog Comp Score	Bonus	Deductions	Score
20	Ashlyn Goertzen	Fort St John FSC,BC/YK	9.00	6.76	0.00	0.00	15.76

#	Executed Element	Base							JREF	Score						
		Value	GOE	J1	J2	J3	J4									
1	1F	0.50	0.00	0	0	0	0	-	-	-	-	-	1	-	-	0.50
2	2S<	0.90	-0.60	-3	-3	-3	-3	-	-	-	-	-	-3	-	-	0.30
3	1A+1T	1.50	-0.13	-1	-1	0	-1	-	-	-	-	-	0	-	-	1.37
4	SSpB	1.10	0.00	0	0	0	0	-	-	-	-	-	0	-	-	1.10
5	1Lz+1Lo	1.10	0.00	0	0	0	0	-	-	-	-	-	0	-	-	1.10
6	SpSqB	1.50	0.33	0	1	0	1	-	-	-	-	-	1	-	-	1.83
7	1A	1.10	0.00	0	-1	0	0	-	-	-	-	-	0	-	-	1.10
8	CCoSpB	1.70	0.00	0	0	0	-1	-	-	-	-	-	0	-	-	1.70
9.00																

x - credit for second half, base value multiplied by 1.1 * - invalid element, scored as zero e - jump take-off (Flip/Lutz) with edge
 ! - (singles & pairs) jump take-off (Flip/Lutz) with slight edge ! - (Key Points Dance) incomplete REP - repeated jump restriction V - spin requirement not met
 < - underrotated jump << - (singles & pairs) downgraded jump << - (key points dance) interruption

Program Component	Factor															
Skating Skills	1.00		2.00	2.00	1.75	2.25	-	-	-	-	-	-	2.25	-	-	2.08
Transitions	0.75		1.75	1.75	1.50	2.00	-	-	-	-	-	-	1.75	-	-	1.31
Performance	1.00		2.00	2.25	1.25	1.75	-	-	-	-	-	-	2.25	-	-	2.00
Composition	0.00		-	-	-	-	-	-	-	-	-	-	-	-	-	0.00
Interpretation of the Music	0.75		1.75	1.75	1.50	2.00	-	-	-	-	-	-	2.25	-	-	1.37
6.76																

Deductions

0.00



BC/YK SECTION SUPER SERIES STARSKATE FINAL

MARCH 3, 2017 to MARCH 5, 2017

4105 Gordon Drive, Kelowna, BC

STAR 5 Girls (U13) - Free Program

Rank	Name	Club	Element Score	Prog Comp Score	Bonus	Deductions	Score
21	Shy Kuchera	Mt Boucherie SC,BC/YK	8.60	6.73	0.00	0.00	15.33

#	Executed Element	Base							JREF							Score
		Value	GOE	J1	J2	J3	J4									
1	1Lz+1Lo	1.10	0.00	0	0	0	0	-	-	-	-	-	0	-	-	1.10
2	1A+1T<<	1.10	-0.40	-2	-2	-2	-2	-	-	-	-	-	-3	-	-	0.70
3	SpSqB	1.50	0.33	0	1	0	1	-	-	-	-	-	1	-	-	1.83
4	2S	1.30	-0.20	-1	-2	-1	-1	-	-	-	-	-	-1	-	-	1.10
5	1F	0.50	0.07	0	1	0	0	-	-	-	-	-	1	-	-	0.57
6	CCoSpB (V)	1.50	-0.30	-1	-1	-1	0	-	-	-	-	-	-3	-	-	1.20
7	1A	1.10	0.00	0	0	0	0	-	-	-	-	-	0	-	-	1.10
8	CSpB	1.10	-0.10	0	0	-1	0	-	-	-	-	-	-1	-	-	1.00
		8.60														

x - credit for second half, base value multiplied by 1.1 * - invalid element, scored as zero e - jump take-off (Flip/Lutz) with edge
 ! - (singles & pairs) jump take-off (Flip/Lutz) with slight edge ! - (Key Points Dance) incomplete REP - repeated jump restriction V - spin requirement not met
 < - underrotated jump << - (singles & pairs) downgraded jump << - (key points dance) interruption

Program Component	Factor															
Skating Skills	1.00		1.75	2.25	1.75	2.00	-	-	-	-	-	-	2.25	-	-	2.00
Transitions	0.75		1.75	1.75	1.50	2.25	-	-	-	-	-	-	2.00	-	-	1.37
Performance	1.00		2.00	1.75	1.75	2.00	-	-	-	-	-	-	2.50	-	-	1.92
Composition	0.00		-	-	-	-	-	-	-	-	-	-	-	-	-	0.00
Interpretation of the Music	0.75		1.75	2.00	1.25	2.00	-	-	-	-	-	-	2.00	-	-	1.44
		6.73														

Deductions

	0.00
--	-------------



BC/YK SECTION SUPER SERIES STARSKATE FINAL

MARCH 3, 2017 to MARCH 5, 2017

4105 Gordon Drive, Kelowna, BC

STAR 5 Girls (U13) - Free Program

Rank	Name	Club	Element Score	Prog Comp Score	Bonus	Deductions	Score
22	Jillian Stone	Fort St John FSC,BC/YK	7.87	7.44	0.00	0.00	15.31

#	Executed Element	Base							JREF							Score
		Value	GOE	J1	J2	J3	J4									
1	1F	0.50	0.07	0	1	0	0	-	-	-	-	-	1	-	-	0.57
2	1A+1T	1.50	0.00	0	0	0	0	-	-	-	-	-	-1	-	-	1.50
3	SSp	0.00	-	-	-	-	-	-	-	-	-	-	-	-	-	0.00
4	2S<	0.90	-0.60	-3	-3	-3	-3	-	-	-	-	-	-3	-	-	0.30
5	1Lz+1Lo	1.10	0.13	0	1	0	1	-	-	-	-	-	1	-	-	1.23
6	SpSqB	1.50	0.17	0	0	0	1	-	-	-	-	-	1	-	-	1.67
7	1A	1.10	0.00	0	0	0	0	-	-	-	-	-	0	-	-	1.10
8	CCoSpB (V)	1.50	0.00	0	0	0	0	-	-	-	-	-	-2	-	-	1.50
															7.87	

x - credit for second half, base value multiplied by 1.1 * - invalid element, scored as zero e - jump take-off (Flip/Lutz) with edge
 ! - (singles & pairs) jump take-off (Flip/Lutz) with slight edge ! - (Key Points Dance) incomplete REP - repeated jump restriction V - spin requirement not met
 < - underrotated jump << - (singles & pairs) downgraded jump << - (key points dance) interruption

Program Component	Factor															
Skating Skills	1.00		2.25	2.50	2.00	2.50	-	-	-	-	-	2.00	-	-		2.25
Transitions	0.75		2.00	2.00	1.50	2.00	-	-	-	-	-	2.00	-	-		1.50
Performance	1.00		2.25	2.25	1.75	2.25	-	-	-	-	-	2.25	-	-		2.25
Composition	0.00		-	-	-	-	-	-	-	-	-	-	-	-		0.00
Interpretation of the Music	0.75		2.25	1.75	1.50	2.00	-	-	-	-	-	2.00	-	-		1.44
															7.44	

Deductions

0.00



BC/YK SECTION SUPER SERIES STARSKATE FINAL

MARCH 3, 2017 to MARCH 5, 2017

4105 Gordon Drive, Kelowna, BC

STAR 5 Girls (U13) - Free Program

Rank	Name	Club	Element Score	Prog Comp Score	Bonus	Deductions	Score
23	Danika Stobie	Inlet SC of Port ,BC/YK	8.27	6.89	0.00	0.00	15.16

#	Executed Element	Base							JREF							Score
		Value	GOE	J1	J2	J3	J4									
1	1F+1T	0.90	0.00	0	1	0	0	-	-	-	-	-	0	-	-	0.90
2	1A+1T	1.50	-0.07	0	-1	0	0	-	-	-	-	-	-2	-	-	1.43
3	CCoSpB	1.70	0.17	0	2	1	0	-	-	-	-	-	0	-	-	1.87
4	1Lz	0.60	-0.13	-1	-1	-2	-2	-	-	-	-	-	-1	-	-	0.47
5	2S	1.30	-0.07	0	-1	0	0	-	-	-	-	-	-1	-	-	1.23
6	SpSq	0.00	-	-	-	-	-	-	-	-	-	-	-	-	-	0.00
7	1A	1.10	0.00	0	0	0	0	-	-	-	-	-	0	-	-	1.10
8	SSpB	1.10	0.17	0	1	0	0	-	-	-	-	-	1	-	-	1.27
																8.27

x - credit for second half, base value multiplied by 1.1 * - invalid element, scored as zero e - jump take-off (Flip/Lutz) with edge
 ! - (singles & pairs) jump take-off (Flip/Lutz) with slight edge ! - (Key Points Dance) incomplete REP - repeated jump restriction V - spin requirement not met
 < - underrotated jump << - (singles & pairs) downgraded jump << - (key points dance) interruption

Program Component	Factor															
Skating Skills	1.00		2.00	2.50	1.75	2.25	-	-	-	-	-	-	1.75	-	-	2.00
Transitions	0.75		2.25	2.25	1.50	2.25	-	-	-	-	-	-	1.75	-	-	1.56
Performance	1.00		2.00	1.75	1.75	2.25	-	-	-	-	-	-	1.75	-	-	1.83
Composition	0.00		-	-	-	-	-	-	-	-	-	-	-	-	-	0.00
Interpretation of the Music	0.75		2.25	2.00	2.00	2.00	-	-	-	-	-	-	1.75	-	-	1.50
																6.89

Deductions

																	0.00
--	--	--	--	--	--	--	--	--	--	--	--	--	--	--	--	--	------



BC/YK SECTION SUPER SERIES STARSKATE FINAL

MARCH 3, 2017 to MARCH 5, 2017

4105 Gordon Drive, Kelowna, BC

STAR 5 Girls (U13) - Free Program

Rank	Name	Club	Element Score	Prog Comp Score	Bonus	Deductions	Score
24	Giselle Weisheit	Glengarry FSC,BC/YK	8.64	6.46	0.00	0.00	15.10

#	Executed Element	Base							JREF							Score
		Value	GOE	J1	J2	J3	J4									
1	1Lz	0.60	0.00	0	0	0	0	-	-	-	-	-	0	-	-	0.60
2	1A+1T	1.50	-0.13	0	-1	-1	-1	-	-	-	-	-	0	-	-	1.37
3	CSpB	1.10	0.17	0	1	0	0	-	-	-	-	-	1	-	-	1.27
4	SpSqB	1.50	-0.10	0	-2	0	0	-	-	-	-	-	-1	-	-	1.40
5	1F	0.50	0.00	0	0	0	0	-	-	-	-	-	0	-	-	0.50
6	CCoSpB	1.70	-0.30	-1	-1	-1	-1	-	-	-	-	-	0	-	-	1.40
7	1F+1Lo	1.00	0.00	0	0	0	0	-	-	-	-	-	1	-	-	1.00
8	1A	1.10	0.00	0	-2	0	0	-	-	-	-	-	0	-	-	1.10
																8.64

x - credit for second half, base value multiplied by 1.1 * - invalid element, scored as zero e - jump take-off (Flip/Lutz) with edge
 ! - (singles & pairs) jump take-off (Flip/Lutz) with slight edge ! - (Key Points Dance) incomplete REP - repeated jump restriction V - spin requirement not met
 < - underrotated jump << - (singles & pairs) downgraded jump << - (key points dance) interruption

Program Component	Factor															
Skating Skills	1.00		2.00	1.75	1.75	2.00	-	-	-	-	-	2.00	-	-		1.92
Transitions	0.75		1.75	1.75	1.50	2.00	-	-	-	-	-	2.25	-	-		1.37
Performance	1.00		1.75	2.00	1.50	2.00	-	-	-	-	-	2.25	-	-		1.92
Composition	0.00		-	-	-	-	-	-	-	-	-	-	-	-		0.00
Interpretation of the Music	0.75		1.75	1.50	1.25	1.75	-	-	-	-	-	2.00	-	-		1.25
																6.46

Deductions

																	0.00
--	--	--	--	--	--	--	--	--	--	--	--	--	--	--	--	--	------



BC/YK SECTION SUPER SERIES STARSKATE FINAL

MARCH 3, 2017 to MARCH 5, 2017

4105 Gordon Drive, Kelowna, BC

STAR 5 Girls (U13) - Free Program

Rank	Name	Club	Element Score	Prog Comp Score	Bonus	Deductions	Score
25	Alice Lanzoni	Nicola Valley FS,BC/YK	7.41	7.57	0.00	0.00	14.98

#	Executed Element	Base							JREF							Score
		Value	GOE	J1	J2	J3	J4									
1	1Lo	0.50	0.07	0	1	0	0	-	-	-	-	-	1	-	-	0.57
2	CCoSpB	1.70	0.00	0	0	0	0	-	-	-	-	-	1	-	-	1.70
3	SpSqB	1.50	0.00	0	0	0	0	-	-	-	-	-	1	-	-	1.50
4	2F<<	0.50	-0.30	-3	-3	-3	-3	-	-	-	-	-	-3	-	-	0.20
5	2S<	0.90	-0.53	-3	-3	-2	-2	-	-	-	-	-	-3	-	-	0.37
6	1A<+1T	1.20	-0.40	-2	-2	-2	-2	-	-	-	-	-	-2	-	-	0.80
7	1F+1Lo	1.00	0.00	0	0	0	0	-	-	-	-	-	0	-	-	1.00
8	SSpB	1.10	0.17	0	1	0	0	-	-	-	-	-	1	-	-	1.27
															7.41	

x - credit for second half, base value multiplied by 1.1 * - invalid element, scored as zero e - jump take-off (Flip/Lutz) with edge
 ! - (singles & pairs) jump take-off (Flip/Lutz) with slight edge ! - (Key Points Dance) incomplete REP - repeated jump restriction V - spin requirement not met
 < - underrotated jump << - (singles & pairs) downgraded jump << - (key points dance) interruption

Program Component	Factor															
Skating Skills	1.00		2.00	2.25	1.75	2.00	-	-	-	-	-	-	2.50	-	-	2.08
Transitions	0.75		1.75	2.50	1.75	2.25	-	-	-	-	-	-	2.50	-	-	1.63
Performance	1.00		2.00	3.00	2.25	2.00	-	-	-	-	-	-	2.25	-	-	2.17
Composition	0.00		-	-	-	-	-	-	-	-	-	-	-	-	-	0.00
Interpretation of the Music	0.75		2.25	2.50	2.25	2.00	-	-	-	-	-	-	2.25	-	-	1.69
															7.57	

Deductions

	0.00
--	------



BC/YK SECTION SUPER SERIES STARSKATE FINAL

MARCH 3, 2017 to MARCH 5, 2017

4105 Gordon Drive, Kelowna, BC

STAR 5 Girls (U13) - Free Program

Rank	Name	Club	Element Score	Prog Comp Score	Bonus	Deductions	Score
26	Mica Kerr	Abbotsford SC,BC/YK	8.07	6.58	0.00	0.00	14.65

#	Executed Element	Base							JREF							Score
		Value	GOE	J1	J2	J3	J4									
1	CCoSpB	1.70	0.00	0	0	0	0	-	-	-	-	-	1	-	-	1.70
2	1A+1T	1.50	0.00	0	0	0	0	-	-	-	-	-	0	-	-	1.50
3	SpSqB	1.50	0.17	0	0	0	1	-	-	-	-	-	1	-	-	1.67
4	2T	1.30	-0.60	-3	-3	-3	-3	-	-	-	-	-	-3	-	-	0.70
5	2Lo<	1.30	-0.90	-3	-3	-3	-3	-	-	-	-	-	-3	-	-	0.40
6	1Lz+1Lo	!	1.10	-0.10	-1	-1	-1	-2	-	-	-	-	-1	-	-	1.00
7	1A		1.10	0.00	0	0	0	-1	-	-	-	-	0	-	-	1.10
8	FCSp		0.00	-	-	-	-	-	-	-	-	-	-	-	-	0.00
																8.07

x - credit for second half, base value multiplied by 1.1 * - invalid element, scored as zero e - jump take-off (Flip/Lutz) with edge
 ! - (singles & pairs) jump take-off (Flip/Lutz) with slight edge ! - (Key Points Dance) incomplete REP - repeated jump restriction V - spin requirement not met
 < - underrotated jump << - (singles & pairs) downgraded jump << - (key points dance) interruption

Program Component	Factor															
Skating Skills	1.00		1.50	1.75	1.25	2.00	-	-	-	-	-	-	2.25	-	-	1.75
Transitions	0.75		1.75	2.50	1.50	2.25	-	-	-	-	-	-	2.25	-	-	1.56
Performance	1.00		1.50	2.25	1.25	1.75	-	-	-	-	-	-	2.25	-	-	1.83
Composition	0.00		-	-	-	-	-	-	-	-	-	-	-	-	-	0.00
Interpretation of the Music	0.75		1.75	2.50	1.25	2.00	-	-	-	-	-	-	2.00	-	-	1.44
																6.58

Deductions

																	0.00
--	--	--	--	--	--	--	--	--	--	--	--	--	--	--	--	--	------



BC/YK SECTION SUPER SERIES STARSKATE FINAL

MARCH 3, 2017 to MARCH 5, 2017

4105 Gordon Drive, Kelowna, BC

STAR 5 Girls (U13) - Free Program

Rank	Name	Club	Element Score	Prog Comp Score	Bonus	Deductions	Score
27	Keelyn Mitchell	Summerland FSC,BC/YK	7.90	6.67	0.00	0.00	14.57

#	Executed Element	Base							JREF	Score					
		Value	GOE	J1	J2	J3	J4								
1	CCoSpB	1.70	0.17	0	-1	0	1	-	-	-	-	1	-	-	1.87
2	1A	1.10	0.00	0	0	0	0	-	-	-	-	0	-	-	1.10
3	1F	0.50	0.00	0	0	0	0	-	-	-	-	0	-	-	0.50
4	1Lz(e)+1Lo	1.00	-0.20	-2	-2	-2	-2	-	-	-	-	0	-	-	0.80
5	SpSq	0.00	-	-	-	-	-	-	-	-	-	-	-	-	0.00
6	2S	1.30	-0.27	-1	-2	-1	-1	-	-	-	-	-3	-	-	1.03
7	1A+1T	1.50	0.00	0	0	0	0	-	-	-	-	0	-	-	1.50
8	CSpB	1.10	0.00	0	-1	0	0	-	-	-	-	0	-	-	1.10
7.90															

x - credit for second half, base value multiplied by 1.1 * - invalid element, scored as zero e - jump take-off (Flip/Lutz) with edge
 ! - (singles & pairs) jump take-off (Flip/Lutz) with slight edge ! - (Key Points Dance) incomplete REP - repeated jump restriction V - spin requirement not met
 < - underrotated jump << - (singles & pairs) downgraded jump << - (key points dance) interruption

Program Component	Factor	1.50	2.25	1.75	2.00	-	-	-	-	-	2.25	-	-	2.00
Skating Skills	1.00	1.50	2.25	1.75	2.00	-	-	-	-	-	2.25	-	-	2.00
Transitions	0.75	1.75	1.75	1.50	1.75	-	-	-	-	-	2.25	-	-	1.31
Performance	1.00	1.50	2.00	1.75	2.00	-	-	-	-	-	2.25	-	-	1.92
Composition	0.00	-	-	-	-	-	-	-	-	-	-	-	-	0.00
Interpretation of the Music	0.75	1.75	2.50	1.50	1.75	-	-	-	-	-	2.25	-	-	1.44
6.67														

Deductions

0.00



BC/YK SECTION SUPER SERIES STARSKATE FINAL

MARCH 3, 2017 to MARCH 5, 2017

4105 Gordon Drive, Kelowna, BC

STAR 5 Girls (U13) - Free Program

Rank	Name	Club	Element Score	Prog Comp Score	Bonus	Deductions	Score
28	Kaylee Fortunato	Summerland FSC,BC/YK	8.07	5.75	0.00	0.00	13.82

#	Executed Element	Base						JREF						Score		
		Value	GOE	J1	J2	J3	J4									
1	1Lz+1Lo	1.10	0.00	0	-1	0	0	-	-	-	-	-	0	-	-	1.10
2	1A+1T<<	1.10	-0.60	-3	-3	-3	-2	-	-	-	-	-	-3	-	-	0.50
3	CCoSpB	1.70	-0.20	0	-1	-1	0	-	-	-	-	-	-2	-	-	1.50
4	SpSqB	1.50	0.00	0	-1	0	0	-	-	-	-	-	0	-	-	1.50
5	2S	1.30	-0.40	-2	-2	-2	-1	-	-	-	-	-	-2	-	-	0.90
6	2T<<	0.40	-0.30	-3	-3	-3	-3	-	-	-	-	-	-3	-	-	0.10
7	1A	1.10	-0.13	-1	-1	0	-1	-	-	-	-	-	0	-	-	0.97
8	FCSpB	1.60	-0.10	-2	0	-1	0	-	-	-	-	-	0	-	-	1.50
		8.07														

x - credit for second half, base value multiplied by 1.1 * - invalid element, scored as zero e - jump take-off (Flip/Lutz) with edge
 ! - (singles & pairs) jump take-off (Flip/Lutz) with slight edge ! - (Key Points Dance) incomplete REP - repeated jump restriction V - spin requirement not met
 < - underrotated jump << - (singles & pairs) downgraded jump << - (key points dance) interruption

Program Component	Factor															
Skating Skills	1.00		1.50	1.50	1.25	1.50	-	-	-	-	-	-	2.25	-	-	1.50
Transitions	0.75		1.75	1.75	1.50	1.75	-	-	-	-	-	-	2.00	-	-	1.31
Performance	1.00		1.50	2.00	1.25	1.75	-	-	-	-	-	-	2.25	-	-	1.75
Composition	0.00		-	-	-	-	-	-	-	-	-	-	-	-	-	0.00
Interpretation of the Music	0.75		1.75	1.50	1.25	1.50	-	-	-	-	-	-	2.00	-	-	1.19
		5.75														

Deductions

0.00



BC/YK SECTION SUPER SERIES STARSKATE FINAL

MARCH 3, 2017 to MARCH 5, 2017

4105 Gordon Drive, Kelowna, BC

STAR 5 Girls (U13) - Free Program

Rank	Name	Club	Element Score	Prog Comp Score	Bonus	Deductions	Score
29	Cyan Nickel	Summerland FSC,BC/YK	7.20	6.49	0.00	0.00	13.69

#	Executed Element	Base							JREF	Score						
		Value	GOE	J1	J2	J3	J4									
1	1A	1.10	0.00	0	0	0	0	-	-	-	-	-	0	-	-	1.10
2	1F	0.50	0.00	0	0	0	0	-	-	-	-	-	1	-	-	0.50
3	2S	1.30	-0.60	-3	-3	-3	-3	-	-	-	-	-	-3	-	-	0.70
4	CCoSp	0.00	-	-	-	-	-	-	-	-	-	-	-	-	-	0.00
5	SpSqB	1.50	0.00	0	-1	0	0	-	-	-	-	-	0	-	-	1.50
6	1A+1T	1.50	0.00	0	0	0	0	-	-	-	-	-	0	-	-	1.50
7	1Lz+1Lo	1.10	0.00	0	0	0	0	-	-	-	-	-	0	-	-	1.10
8	CSpB	1.10	-0.30	0	-1	-1	-1	-	-	-	-	-	-2	-	-	0.80
7.20																

x - credit for second half, base value multiplied by 1.1 * - invalid element, scored as zero e - jump take-off (Flip/Lutz) with edge
 ! - (singles & pairs) jump take-off (Flip/Lutz) with slight edge ! - (Key Points Dance) incomplete REP - repeated jump restriction V - spin requirement not met
 < - underrotated jump << - (singles & pairs) downgraded jump << - (key points dance) interruption

Program Component	Factor															
Skating Skills	1.00		2.00	2.50	1.50	2.00	-	-	-	-	-	-	2.00	-	-	2.00
Transitions	0.75		1.75	1.75	1.50	2.00	-	-	-	-	-	-	2.00	-	-	1.37
Performance	1.00		1.75	1.75	1.50	1.75	-	-	-	-	-	-	2.25	-	-	1.75
Composition	0.00		-	-	-	-	-	-	-	-	-	-	-	-	-	0.00
Interpretation of the Music	0.75		2.00	1.50	1.50	2.00	-	-	-	-	-	-	2.00	-	-	1.37
6.49																

Deductions

0.00



BC/YK SECTION SUPER SERIES STARSKATE FINAL

MARCH 3, 2017 to MARCH 5, 2017

4105 Gordon Drive, Kelowna, BC

STAR 5 Girls (U13) - Free Program

Rank	Name	Club	Element Score	Prog Comp Score	Bonus	Deductions	Score
30	Amanda Yang	Hollyburn Country,BC/YK	6.90	6.36	0.00	0.00	13.26

#	Executed Element	Base						JREF	Score							
		Value	GOE	J1	J2	J3	J4									
1	1Lz+1Lo	1.10	0.00	0	0	0	0	-	-	-	-	-	1	-	-	1.10
2	CSpB	1.10	-0.20	-1	0	-1	-1	-	-	-	-	-	0	-	-	0.90
3	1A<	0.80	-0.60	-3	-3	-3	-3	-	-	-	-	-	-3	-	-	0.20
4	1F+1T	0.90	0.00	0	0	0	0	-	-	-	-	-	1	-	-	0.90
5	2S<	0.90	-0.60	-3	-3	-3	-3	-	-	-	-	-	-3	-	-	0.30
6	SpSqB	1.50	0.00	0	-1	0	0	-	-	-	-	-	0	-	-	1.50
7	1Lo	0.50	0.00	0	0	0	0	-	-	-	-	-	1	-	-	0.50
8	CCoSpB (V)	1.50	0.00	0	0	0	0	-	-	-	-	-	1	-	-	1.50
6.90																

x - credit for second half, base value multiplied by 1.1 * - invalid element, scored as zero e - jump take-off (Flip/Lutz) with edge
 ! - (singles & pairs) jump take-off (Flip/Lutz) with slight edge ! - (Key Points Dance) incomplete REP - repeated jump restriction V - spin requirement not met
 < - underrotated jump << - (singles & pairs) downgraded jump << - (key points dance) interruption

Program Component	Factor	1.75	1.75	1.25	2.25	-	-	-	-	-	-	2.75	-	-	1.92
Skating Skills	1.00	1.75	1.75	1.25	2.25	-	-	-	-	-	-	2.75	-	-	1.92
Transitions	0.75	1.75	2.00	1.50	2.00	-	-	-	-	-	-	2.00	-	-	1.44
Performance	1.00	1.75	1.75	1.25	1.75	-	-	-	-	-	-	2.50	-	-	1.75
Composition	0.00	-	-	-	-	-	-	-	-	-	-	-	-	-	0.00
Interpretation of the Music	0.75	1.75	1.50	1.50	1.75	-	-	-	-	-	-	2.25	-	-	1.25
6.36															

Deductions

0.00



BC/YK SECTION SUPER SERIES STARSKATE FINAL

MARCH 3, 2017 to MARCH 5, 2017

4105 Gordon Drive, Kelowna, BC

STAR 5 Girls (U13) - Free Program

Rank	Name	Club	Element Score	Prog Comp Score	Bonus	Deductions	Score
31	Natalie Fux	Vernon FSC,BC/YK	7.10	5.54	0.00	0.00	12.64

#	Executed Element	Base						JREF						Score		
		Value	GOE	J1	J2	J3	J4									
1	1A+1T	1.50	0.00	0	0	0	0	-	-	-	-	-	-1	-	-	1.50
2	1A	1.10	-0.20	-1	-1	-1	-1	-	-	-	-	-	-1	-	-	0.90
3	CCoSpB	1.70	0.00	0	0	0	0	-	-	-	-	-	0	-	-	1.70
4	1F	0.50	0.00	0	0	0	0	-	-	-	-	-	1	-	-	0.50
5	1Lz+1Lo	1.10	0.00	0	0	0	0	-	-	-	-	-	0	-	-	1.10
6	SpSqB	1.50	-0.30	-1	-1	-1	-1	-	-	-	-	-	-1	-	-	1.20
7	2S<<	0.40	-0.20	-2	-2	-2	-2	-	-	-	-	-	-3	-	-	0.20
8	SSp	0.00	-	-	-	-	-	-	-	-	-	-	-	-	-	0.00
7.10																

x - credit for second half, base value multiplied by 1.1 * - invalid element, scored as zero e - jump take-off (Flip/Lutz) with edge
 ! - (singles & pairs) jump take-off (Flip/Lutz) with slight edge ! - (Key Points Dance) incomplete REP - repeated jump restriction V - spin requirement not met
 < - underrotated jump << - (singles & pairs) downgraded jump << - (key points dance) interruption

Program Component	Factor															
Skating Skills	1.00		1.75	1.50	1.50	1.50	-	-	-	-	-	-	1.75	-	-	1.58
Transitions	0.75		1.75	1.25	1.50	1.75	-	-	-	-	-	-	2.00	-	-	1.25
Performance	1.00		1.75	1.00	1.25	1.75	-	-	-	-	-	-	2.00	-	-	1.58
Composition	0.00		-	-	-	-	-	-	-	-	-	-	-	-	-	0.00
Interpretation of the Music	0.75		1.50	1.25	1.25	1.75	-	-	-	-	-	-	1.75	-	-	1.13
5.54																

Deductions

0.00



BC/YK SECTION SUPER SERIES STARSKATE FINAL

MARCH 3, 2017 to MARCH 5, 2017

4105 Gordon Drive, Kelowna, BC

STAR 5 Girls (U13) - Free Program

Rank	Name	Club	Element Score	Prog Comp Score	Bonus	Deductions	Score
32	Isabella Haas-Bardi	Champs ISC of BC,BC/YK	6.10	6.42	0.00	0.00	12.52

#	Executed Element	Base							JREF	Score						
		Value	GOE	J1	J2	J3	J4									
1	1A<<+1T	0.40	-0.27	-2	-3	-3	-2	-	-	-	-	-	-3	-	-	0.13
2	1Lz+1Lo	1.10	-0.10	-1	-1	-2	0	-	-	-	-	-	-1	-	-	1.00
3	SpSqB	1.50	0.00	0	0	0	0	-	-	-	-	-	0	-	-	1.50
4	2S<<	0.40	-0.23	-2	-3	-2	-2	-	-	-	-	-	-3	-	-	0.17
5	FCSpB	1.60	-0.30	-2	0	-1	0	-	-	-	-	-	-2	-	-	1.30
6	1A<<	0.00	-	-	-	-	-	-	-	-	-	-	-	-	-	0.00
7	1F	0.50	0.00	0	0	0	0	-	-	-	-	-	0	-	-	0.50
8	CCoSpB	1.70	-0.20	-2	0	0	0	-	-	-	-	-	-2	-	-	1.50
6.10																

x - credit for second half, base value multiplied by 1.1 * - invalid element, scored as zero e - jump take-off (Flip/Lutz) with edge
 ! - (singles & pairs) jump take-off (Flip/Lutz) with slight edge ! - (Key Points Dance) incomplete REP - repeated jump restriction V - spin requirement not met
 < - underrotated jump << - (singles & pairs) downgraded jump << - (key points dance) interruption

Program Component	Factor	1.50	1.75	1.25	1.75	-	-	-	-	-	2.00	-	-	1.67
Skating Skills	1.00	1.50	1.75	1.25	1.75	-	-	-	-	-	2.00	-	-	1.67
Transitions	0.75	1.75	1.75	1.25	2.00	-	-	-	-	-	1.75	-	-	1.31
Performance	1.00	1.50	2.25	1.50	2.25	-	-	-	-	-	2.25	-	-	2.00
Composition	0.00	-	-	-	-	-	-	-	-	-	-	-	-	0.00
Interpretation of the Music	0.75	1.75	2.00	1.25	2.00	-	-	-	-	-	2.00	-	-	1.44
														6.42

Deductions

0.00



BC/YK SECTION SUPER SERIES STARSKATE FINAL

MARCH 3, 2017 to MARCH 5, 2017

4105 Gordon Drive, Kelowna, BC

STAR 5 Girls (U13) - Free Program

Rank	Name	Club	Element Score	Prog Comp Score	Bonus	Deductions	Score
33	Jennie Pereboom	Vernon FSC,BC/YK	6.37	6.08	0.00	0.00	12.45

#	Executed Element	Base							JREF							Score
		Value	GOE	J1	J2	J3	J4									
1	1A+1T	1.50	0.00	0	0	0	0	-	-	-	-	-	1	-	-	1.50
2	CCoSpB	1.70	0.00	0	0	0	0	-	-	-	-	-	1	-	-	1.70
3	1F	0.50	0.07	0	1	0	0	-	-	-	-	-	1	-	-	0.57
4	1Lz+1Lo	1.10	0.00	0	-1	0	0	-	-	-	-	-	1	-	-	1.10
5	1W	0.30	0.00	0	0	0	0	-	-	-	-	-	0	-	-	0.30
6	SpSq	0.00	-	-	-	-	-	-	-	-	-	-	-	-	-	0.00
7	2S<<	0.40	-0.30	-3	-3	-3	-2	-	-	-	-	-	-3	-	-	0.10
8	SSpB	1.10	0.00	0	-1	0	0	-	-	-	-	-	0	-	-	1.10
6.37																

x - credit for second half, base value multiplied by 1.1 * - invalid element, scored as zero e - jump take-off (Flip/Lutz) with edge
 ! - (singles & pairs) jump take-off (Flip/Lutz) with slight edge ! - (Key Points Dance) incomplete REP - repeated jump restriction V - spin requirement not met
 < - underrotated jump << - (singles & pairs) downgraded jump << - (key points dance) interruption

Program Component	Factor															
Skating Skills	1.00		1.75	2.25	1.50	1.50	-	-	-	-	-	2.50	-	-		1.83
Transitions	0.75		1.75	1.75	1.50	1.50	-	-	-	-	-	2.50	-	-		1.25
Performance	1.00		1.50	2.00	1.50	1.75	-	-	-	-	-	2.50	-	-		1.75
Composition	0.00		-	-	-	-	-	-	-	-	-	-	-	-		0.00
Interpretation of the Music	0.75		1.50	1.75	1.25	1.75	-	-	-	-	-	2.00	-	-		1.25
6.08																

Deductions

																	0.00
--	--	--	--	--	--	--	--	--	--	--	--	--	--	--	--	--	------



BC/YK SECTION SUPER SERIES STARSKATE FINAL

MARCH 3, 2017 to MARCH 5, 2017

4105 Gordon Drive, Kelowna, BC

STAR 5 Girls (U13) - Free Program

Rank	Name	Club	Element Score	Prog Comp Score	Bonus	Deductions	Score
34	Kaitlyn Wittow	Squamish FSC,BC/YK	3.53	5.04	0.00	0.00	8.57

#	Executed Element	Base							JREF							Score
		Value	GOE	J1	J2	J3	J4									
1	1A+COMBO+1Lo**	1.10	-0.53	-3	-2	-3	-2	-	-	-	-	-	-3	-	-	0.57
2	SpSqB	1.50	-0.40	-3	-1	0	0	-	-	-	-	-	-3	-	-	1.10
3	CCoSp	0.00	-	-	-	-	-	-	-	-	-	-	-	-	-	0.00
4	1Lz(e)+1T<<	0.50	-0.27	-2	-3	-3	-2	-	-	-	-	-	-3	-	-	0.23
5	2S<<	0.40	-0.30	-3	-3	-3	-3	-	-	-	-	-	-3	-	-	0.10
6	1F	0.50	0.00	0	0	0	0	-	-	-	-	-	0	-	-	0.50
7	1A	1.10	-0.07	0	-1	0	0	-	-	-	-	-	-1	-	-	1.03
8	FCSp	0.00	-	-	-	-	-	-	-	-	-	-	-	-	-	0.00
		3.53														

x - credit for second half, base value multiplied by 1.1 * - invalid element, scored as zero e - jump take-off (Flip/Lutz) with edge
 ! - (singles & pairs) jump take-off (Flip/Lutz) with slight edge ! - (Key Points Dance) incomplete REP - repeated jump restriction V - spin requirement not met
 < - underrotated jump << - (singles & pairs) downgraded jump << - (key points dance) interruption

Program Component	Factor															
Skating Skills	1.00		1.25	1.50	1.00	1.50	-	-	-	-	-	1.50	-	-		1.42
Transitions	0.75		1.50	1.50	1.25	1.75	-	-	-	-	-	1.25	-	-		1.07
Performance	1.00		1.25	1.75	1.00	1.50	-	-	-	-	-	1.50	-	-		1.42
Composition	0.00		-	-	-	-	-	-	-	-	-	-	-	-		0.00
Interpretation of the Music	0.75		1.25	2.00	1.00	1.75	-	-	-	-	-	1.50	-	-		1.13
		5.04														

Deductions

	0.00
--	------