

# BC/YK SECTION SUPER SERIES STARSKATE FINAL

MARCH 3, 2017 to MARCH 5, 2017

4105 Gordon Drive, Kelowna, BC

Gold Women - Free Program

Rank	Name	Club	Element Score	Prog Comp Score	Bonus	Deductions	Score
1	Jodi Stemberger	Fernie SC, BC/YK	28.27	17.18	0.00	0.00	45.45

Executed #	Element	Base							JREF							Score
		Value	GOE	J1	J2	J3	J4									
1	2Lz+2Lo	3.90	-0.20	1	-1	-1	0	-	-	-	-	-	-1	-	-	3.70
2	2F+2T	3.20	0.00	0	0	1	0	-	-	-	-	-	0	-	-	3.20
3	CCoSp4	3.50	0.50	1	1	1	1	-	-	-	-	-	1	-	-	4.00
4	2F	1.90	0.30	1	1	1	1	-	-	-	-	-	0	-	-	2.20
5	1A	1.10	0.00	0	1	0	0	-	-	-	-	-	0	-	-	1.10
6	FSSp3	2.60	0.50	1	1	1	1	-	-	-	-	-	1	-	-	3.10
7	2Lz+2T	3.40	0.10	0	0	1	1	-	-	-	-	-	0	-	-	3.50
8	ChSq1	1.50	0.67	2	2	1	1	-	-	-	-	-	1	-	-	2.17
9	2Lo	1.80	0.30	0	1	1	1	-	-	-	-	-	1	-	-	2.10
10	LSp4	2.70	0.50	2	1	1	1	-	-	-	-	-	1	-	-	3.20

x - credit for second half, base value multiplied by 1.1    \* - invalid element, scored as zero    e - jump take-off (Flip/Lutz) with edge  
 ! - (singles & pairs) jump take-off (Flip/Lutz) with slight edge    ! - (Key Points Dance) incomplete    REP - repeated jump restriction    V - spin requirement not met  
 < - underrotated jump    << - (singles & pairs) downgraded jump    << - (key points dance) interruption

Program Component	Factor	4.50	5.00	4.75	4.25	-	-	-	-	-	4.25	-	-	4.50
Skating Skills	1.00	4.50	5.00	4.75	4.25	-	-	-	-	-	4.25	-	-	4.50
Transitions	0.75	4.25	5.25	4.00	4.50	-	-	-	-	-	4.00	-	-	3.19
Performance	1.00	4.00	6.00	4.00	4.50	-	-	-	-	-	4.00	-	-	4.17
Composition	0.50	4.25	6.00	4.25	4.00	-	-	-	-	-	4.25	-	-	2.13
Interpretation of the Music	0.75	4.50	5.75	4.00	4.25	-	-	-	-	-	3.75	-	-	3.19

Deductions

0.00



# BC/YK SECTION SUPER SERIES STARSKATE FINAL

MARCH 3, 2017 to MARCH 5, 2017

4105 Gordon Drive, Kelowna, BC

Gold Women - Free Program

Rank	Name	Club	Element Score	Prog Comp Score	Bonus	Deductions	Score
2	Patricia Lim	Sunset FSC,BC/YK	26.36	14.06	0.00	0.00	40.42

#	Executed Element	Base						JREF	Score
		Value	GOE	J1	J2	J3	J4		
1	2A	3.30	-0.17	0	-1	-1	0	-	3.13
2	2S	1.30	0.00	1	0	0	0	-	1.30
3	2F+2Lo	3.70	0.00	0	0	0	0	-	3.70
4	FCSp1	1.90	0.33	1	0	1	0	-	2.23
5	1A+2T	2.40	0.00	0	0	0	0	-	2.40
6	2Lz(e)	1.50	-0.70	-2	-3	-3	-2	-	0.80
7	LSp4	2.70	0.33	1	0	1	0	-	3.03
8	2Lz(e)+2Lo	3.30	-0.60	-2	-2	-2	-2	-	2.70
9	ChSq1	1.50	0.17	1	0	0	0	-	1.67
10	2F	1.90	0.00	1	0	0	0	-	1.90
11	CCoSp3	3.00	0.50	1	1	1	0	-	3.50
									26.36

x - credit for second half, base value multiplied by 1.1    \* - invalid element, scored as zero    e - jump take-off (Flip/Lutz) with edge  
 ! - (singles & pairs) jump take-off (Flip/Lutz) with slight edge    ! - (Key Points Dance) incomplete    REP - repeated jump restriction    V - spin requirement not met  
 < - underrotated jump    << - (singles & pairs) downgraded jump    << - (key points dance) interruption

Program Component	Factor	3.75	3.25	3.50	3.25	-	-	-	-	-	3.75	-	-	Score
Skating Skills	1.00	3.75	3.25	3.50	3.25	-	-	-	-	-	3.75	-	-	3.50
Transitions	0.75	3.25	3.50	3.50	3.00	-	-	-	-	-	3.75	-	-	2.57
Performance	1.00	3.50	3.75	3.75	3.00	-	-	-	-	-	4.25	-	-	3.67
Composition	0.50	3.75	3.25	3.50	3.00	-	-	-	-	-	4.00	-	-	1.75
Interpretation of the Music	0.75	3.50	3.25	3.50	3.00	-	-	-	-	-	4.00	-	-	2.57
														14.06

Deductions

0.00



# BC/YK SECTION SUPER SERIES STARSKATE FINAL

MARCH 3, 2017 to MARCH 5, 2017

4105 Gordon Drive, Kelowna, BC

Gold Women - Free Program

Rank	Name	Club	Element Score	Prog Comp Score	Bonus	Deductions	Score
3	Phoebe Kemp	Mt Boucherie SC,BC/YK	24.30	15.28	0.00	0.00	39.58

#	Executed Element	Base							JREF							Score
		Value	GOE	J1	J2	J3	J4									
1	2A+1T	3.70	0.00	0	0	0	0	-	-	-	-	-	0	-	-	3.70
2	2Lz+2T	3.40	-0.50	-1	-2	-2	-1	-	-	-	-	-	-2	-	-	2.90
3	2A	3.30	0.00	0	0	-1	0	-	-	-	-	-	0	-	-	3.30
4	CCoSp3	3.00	0.50	1	1	1	1	-	-	-	-	-	1	-	-	3.50
5	ChSq1	1.50	0.00	0	0	-1	0	-	-	-	-	-	0	-	-	1.50
6	2Lz	2.10	0.30	1	1	1	0	-	-	-	-	-	1	-	-	2.40
7	2F	1.90	-0.90	-3	-3	-3	-3	-	-	-	-	-	-3	-	-	1.00
8	FCCoSp2	2.50	0.17	1	0	0	1	-	-	-	-	-	0	-	-	2.67
9	2Lo<	1.30	-0.90	-3	-3	-3	-3	-	-	-	-	-	-3	-	-	0.40
10	FSSp3	2.60	0.33	1	0	0	1	-	-	-	-	-	1	-	-	2.93
24.30																

x - credit for second half, base value multiplied by 1.1    \* - invalid element, scored as zero    e - jump take-off (Flip/Lutz) with edge  
 ! - (singles & pairs) jump take-off (Flip/Lutz) with slight edge    ! - (Key Points Dance) incomplete    REP - repeated jump restriction    V - spin requirement not met  
 < - underrotated jump    << - (singles & pairs) downgraded jump    << - (key points dance) interruption

Program Component	Factor														
Skating Skills	1.00		4.00	4.00	4.00	4.00	-	-	-	-	-	3.75	-	-	4.00
Transitions	0.75		3.50	3.50	3.50	4.00	-	-	-	-	-	3.50	-	-	2.63
Performance	1.00		3.75	3.25	3.50	4.00	-	-	-	-	-	3.75	-	-	3.67
Composition	0.50		3.75	4.00	3.75	3.75	-	-	-	-	-	4.00	-	-	1.92
Interpretation of the Music	0.75		4.25	3.50	3.75	4.25	-	-	-	-	-	4.25	-	-	3.06
15.28															

Deductions

0.00



# BC/YK SECTION SUPER SERIES STARSKATE FINAL

MARCH 3, 2017 to MARCH 5, 2017

4105 Gordon Drive, Kelowna, BC

Gold Women - Free Program

Rank	Name	Club	Element Score	Prog Comp Score	Bonus	Deductions	Score
4	Inca Chan	Sunset FSC,BC/YK	23.73	14.32	0.00	0.00	38.05

#	Executed Element	Base							JREF							Score
		Value	GOE	J1	J2	J3	J4									
1	2A<	2.30	-1.00	-2	-2	-2	-2	-	-	-	-	-	-2	-	-	1.30
2	2S	1.30	-0.20	-1	-1	-1	-1	-	-	-	-	-	-1	-	-	1.10
3	2Lz+2T	3.40	0.00	0	0	1	0	-	-	-	-	-	0	-	-	3.40
4	LSp3	2.40	0.17	1	-1	0	1	-	-	-	-	-	0	-	-	2.57
5	1A	1.10	-0.07	0	-1	0	0	-	-	-	-	-	-1	-	-	1.03
6	2Lz	2.10	0.00	1	0	0	0	-	-	-	-	-	0	-	-	2.10
7	2F+2Lo	3.70	0.00	1	0	0	0	-	-	-	-	-	0	-	-	3.70
8	FSSp	0.00	-	-	-	-	-	-	-	-	-	-	-	-	-	0.00
9	2F+2T	3.20	0.00	0	0	0	0	-	-	-	-	-	-1	-	-	3.20
10	CCoSp4	3.50	0.33	1	0	1	0	-	-	-	-	-	1	-	-	3.83
11	ChSq1	1.50	0.00	0	0	1	0	-	-	-	-	-	0	-	-	1.50

x - credit for second half, base value multiplied by 1.1    \* - invalid element, scored as zero    e - jump take-off (Flip/Lutz) with edge  
 ! - (singles & pairs) jump take-off (Flip/Lutz) with slight edge    ! - (Key Points Dance) incomplete    REP - repeated jump restriction    V - spin requirement not met  
 < - underrotated jump    << - (singles & pairs) downgraded jump    << - (key points dance) interruption

Program Component	Factor															
Skating Skills	1.00		3.50	3.50	3.75	3.75	-	-	-	-	-	-	3.75	-	-	3.67
Transitions	0.75		4.00	3.00	3.75	3.50	-	-	-	-	-	-	4.00	-	-	2.81
Performance	1.00		3.50	3.25	3.50	3.50	-	-	-	-	-	-	3.75	-	-	3.50
Composition	0.50		3.75	3.50	3.75	3.50	-	-	-	-	-	-	4.25	-	-	1.84
Interpretation of the Music	0.75		3.25	3.00	3.25	3.50	-	-	-	-	-	-	3.75	-	-	2.50
																14.32

## Deductions

0.00



# BC/YK SECTION SUPER SERIES STARSKATE FINAL

MARCH 3, 2017 to MARCH 5, 2017

4105 Gordon Drive, Kelowna, BC

Gold Women - Free Program

Rank	Name	Club	Element Score	Prog Comp Score	Bonus	Deductions	Score
5	Danika Hommy	Mile Zero FSC,BC/YK	24.23	13.57	0.00	0.00	37.80


#	Executed Element	Base						JREF	Score
		Value	GOE	J1	J2	J3	J4		
1	FCSpB	1.60	0.33	1	1	1	0	-	1.93
2	2S+2Lo	3.10	0.00	1	0	0	0	-	3.10
3	2F+2T	3.20	0.00	0	0	0	0	-	3.20
4	2Lo	1.80	0.00	0	0	0	0	-	1.80
5	2Lz(e)+2T	2.80	-0.60	-2	-3	-2	-2	-	2.20
6	CCoSp3	3.00	0.33	1	1	1	0	-	3.33
7	2A<<	1.10	-0.60	-3	-3	-3	-3	-	0.50
8	2S	1.30	0.07	1	1	0	0	-	1.37
9	2F	1.90	-0.10	0	-1	-1	0	-	1.80
10	ChSq1	1.50	0.50	1	2	1	1	-	2.00
11	FCCoSp2	2.50	0.50	1	1	1	1	-	3.00

x - credit for second half, base value multiplied by 1.1    \* - invalid element, scored as zero    e - jump take-off (Flip/Lutz) with edge  
 ! - (singles & pairs) jump take-off (Flip/Lutz) with slight edge    ! - (Key Points Dance) incomplete    REP - repeated jump restriction    V - spin requirement not met  
 < - underrotated jump    << - (singles & pairs) downgraded jump    << - (key points dance) interruption

Program Component	Factor	Skating Skills	Transitions	Performance	Composition	Interpretation of the Music	Bonus	Deductions	Score
Skating Skills	1.00	3.75	3.75	3.75	3.00	-	-	3.25	3.58
Transitions	0.75	3.25	3.25	3.25	3.25	-	-	3.50	2.44
Performance	1.00	3.50	3.50	3.50	3.25	-	-	3.25	3.42
Composition	0.50	3.50	3.75	3.50	3.00	-	-	3.50	1.75
Interpretation of the Music	0.75	3.25	3.50	3.25	3.00	-	-	3.00	2.38
									13.57

### Deductions

0.00



# BC/YK SECTION SUPER SERIES STARSKATE FINAL

MARCH 3, 2017 to MARCH 5, 2017

4105 Gordon Drive, Kelowna, BC

Gold Women - Free Program

Rank	Name	Club	Element Score	Prog Comp Score	Bonus	Deductions	Score
6	Megan Geddes	Abbotsford SC,BC/YK	21.02	13.70	0.00	0.00	34.72

#	Executed Element	Base						JREF	Score
		Value	GOE	J1	J2	J3	J4		
1	1Lo	0.50	0.00	0	0	0	0	0	0.50
2	2F+2Lo	3.70	-0.30	-1	-1	-1	-1	-1	3.40
3	CCoSp3	3.00	0.00	1	0	0	0	0	3.00
4	2Lz	2.10	0.00	0	0	0	0	0	2.10
5	FCSp1	1.90	0.00	1	0	0	0	0	1.90
6	2Lz(e)+2T	2.80	-0.90	-3	-3	-3	-3	-3	1.90
7	LSp3	2.40	0.00	0	0	0	-1	0	2.40
8	ChSq1	1.50	0.50	1	1	1	1	0	2.00
9	2S+1A+SEQ	1.92	0.00	0	0	0	0	0	1.92
10	2F	1.90	0.00	0	0	0	0	0	1.90

x - credit for second half, base value multiplied by 1.1    \* - invalid element, scored as zero    e - jump take-off (Flip/Lutz) with edge  
 ! - (singles & pairs) jump take-off (Flip/Lutz) with slight edge    ! - (Key Points Dance) incomplete    REP - repeated jump restriction    V - spin requirement not met  
 < - underrotated jump    << - (singles & pairs) downgraded jump    << - (key points dance) interruption

Program Component	Factor	3.25	3.50	3.50	3.00	-	-	-	-	-	3.50	-	-	Score
Skating Skills	1.00	3.25	3.50	3.50	3.00	-	-	-	-	-	3.50	-	-	3.42
Transitions	0.75	3.50	3.00	3.75	2.75	-	-	-	-	-	3.50	-	-	2.50
Performance	1.00	3.00	3.50	3.75	3.00	-	-	-	-	-	3.75	-	-	3.42
Composition	0.50	3.25	4.00	3.75	2.75	-	-	-	-	-	3.75	-	-	1.79
Interpretation of the Music	0.75	3.00	3.75	4.00	3.00	-	-	-	-	-	3.50	-	-	2.57
														13.70

Deductions

0.00



# BC/YK SECTION SUPER SERIES STARSKATE FINAL

MARCH 3, 2017 to MARCH 5, 2017

4105 Gordon Drive, Kelowna, BC

Gold Women - Free Program

Rank	Name	Club	Element Score	Prog Comp Score	Bonus	Deductions	Score
7	Violet Beech	Port Coquitlam FS,BC/YK	20.40	13.27	0.00	0.00	33.67

#	Executed Element	Base							JREF							Score
		Value	GOE	J1	J2	J3	J4									
1	LSp1	1.50	-0.10	1	-1	-1	0	-	-	-	-	-	0	-	-	1.40
2	2F	1.90	0.00	0	0	0	0	-	-	-	-	-	1	-	-	1.90
3	2Lz+2T	3.40	0.10	1	0	0	1	-	-	-	-	-	0	-	-	3.50
4	2Lo+2Lo	3.60	-0.30	-1	-1	-1	0	-	-	-	-	-	-1	-	-	3.30
5	ChSq1	1.50	0.00	1	0	0	0	-	-	-	-	-	0	-	-	1.50
6	2S	1.30	0.00	0	0	0	0	-	-	-	-	-	1	-	-	1.30
7	CCoSp1 (V)	1.70	-0.10	0	0	0	-1	-	-	-	-	-	-1	-	-	1.60
8	2Lz	2.10	0.00	0	0	0	0	-	-	-	-	-	0	-	-	2.10
9	1A+2T	2.40	0.00	0	0	1	0	-	-	-	-	-	0	-	-	2.40
10	FCSpB	1.60	-0.20	0	0	-1	-1	-	-	-	-	-	-1	-	-	1.40
20.40																

x - credit for second half, base value multiplied by 1.1    \* - invalid element, scored as zero    e - jump take-off (Flip/Lutz) with edge  
 ! - (singles & pairs) jump take-off (Flip/Lutz) with slight edge    ! - (Key Points Dance) incomplete    REP - repeated jump restriction    V - spin requirement not met  
 < - underrotated jump    << - (singles & pairs) downgraded jump    << - (key points dance) interruption

Program Component	Factor														
Skating Skills	1.00		3.75	3.50	3.00	3.75	-	-	-	-	-	3.50	-	-	3.58
Transitions	0.75		3.25	3.00	2.75	3.50	-	-	-	-	-	3.00	-	-	2.31
Performance	1.00		3.00	3.25	3.25	3.50	-	-	-	-	-	3.50	-	-	3.33
Composition	0.50		3.50	3.50	2.75	3.00	-	-	-	-	-	3.75	-	-	1.67
Interpretation of the Music	0.75		3.25	3.00	3.00	3.25	-	-	-	-	-	3.25	-	-	2.38
13.27															

Deductions

0.00



# BC/YK SECTION SUPER SERIES STARSKATE FINAL

MARCH 3, 2017 to MARCH 5, 2017

4105 Gordon Drive, Kelowna, BC

Gold Women - Free Program

Rank	Name	Club	Element Score	Prog Comp Score	Bonus	Deductions	Score
8	Peyton Dutcher	Columbia Valley F,BC/YK	19.85	13.70	0.00	0.00	33.55

#	Executed Element	Base						JREF	Score
		Value	GOE	J1	J2	J3	J4		
1	2S	1.30	-0.07	1	-1	-1	0	-	1.23
2	2F+2T	3.20	-0.20	0	-1	0	-1	-	3.00
3	1A	1.10	0.00	1	0	0	0	-	1.10
4	CCoSp2 (V)	2.00	-0.30	0	-1	-1	-1	-	1.70
5	2Lz+2T	3.40	-0.30	-1	-1	-1	-1	-	3.10
6	2Lo+1A+SEQ	2.32	0.00	1	0	0	0	-	2.32
7	2Lz	2.10	0.00	1	0	0	0	-	2.10
8	FCCoSp1	2.00	-0.60	-1	-2	-2	-2	-	1.40
9	ChSq1	1.50	-0.10	0	-1	-1	0	-	1.40
10	FSSp3	2.60	-0.10	0	0	-1	-1	-	2.50
11	.	-	-	-	-	-	-	-	0.00
									19.85

x - credit for second half, base value multiplied by 1.1      \* - invalid element, scored as zero      e - jump take-off (Flip/Lutz) with edge  
 ! - (singles & pairs) jump take-off (Flip/Lutz) with slight edge      ! - (Key Points Dance) incomplete      REP - repeated jump restriction      V - spin requirement not met  
 < - underrotated jump      << - (singles & pairs) downgraded jump      << - (key points dance) interruption

Program Component	Factor	4.00	2.75	3.75	3.50	-	-	-	-	-	3.75	-	-	3.67
Skating Skills	1.00													
Transitions	0.75	3.25	3.00	3.50	3.75	-	-	-	-	-	3.50	-	-	2.57
Performance	1.00	3.00	3.25	3.25	3.50	-	-	-	-	-	3.25	-	-	3.25
Composition	0.50	3.25	3.00	3.50	3.50	-	-	-	-	-	3.75	-	-	1.71
Interpretation of the Music	0.75	3.25	2.75	3.50	3.25	-	-	-	-	-	3.50	-	-	2.50
														13.70

## Deductions

0.00





# BC/YK SECTION SUPER SERIES STARSKATE FINAL

MARCH 3, 2017 to MARCH 5, 2017

4105 Gordon Drive, Kelowna, BC

Gold Women - Free Program

Rank	Name	Club	Element Score	Prog Comp Score	Bonus	Deductions	Score
9	Kirstyn Beech	Fort St John FSC,BC/YK	20.03	13.05	0.00	0.00	33.08

#	Executed Element	Base							JREF							Score	
		Value	GOE	J1	J2	J3	J4										
1	2F+2T	3.20	-0.50	-1	-2	-1	-2	-	-	-	-	-	-	-2	-	-	2.70
2	2Lo+2Lo	3.60	0.00	0	-1	0	0	-	-	-	-	-	-	0	-	-	3.60
3	2Lz+2T	3.40	-0.60	-2	-2	-2	-2	-	-	-	-	-	-	-2	-	-	2.80
4	2A<<	1.10	-0.60	-3	-3	-3	-3	-	-	-	-	-	-	-3	-	-	0.50
5	LSp2	1.90	0.00	1	0	0	0	-	-	-	-	-	-	0	-	-	1.90
6	2S	1.30	0.00	1	0	0	0	-	-	-	-	-	-	0	-	-	1.30
7	FCCoSp1	2.00	0.00	0	0	0	-1	-	-	-	-	-	-	0	-	-	2.00
8	ChSq1	1.50	0.33	2	1	0	0	-	-	-	-	-	-	1	-	-	1.83
9	2Lz	2.10	-0.30	-1	-1	-1	-1	-	-	-	-	-	-	-1	-	-	1.80
10	2F	1.90	-0.30	-1	-1	-1	-1	-	-	-	-	-	-	-1	-	-	1.60
11	CCoSp2	-	-	-	-	-	-	-	-	-	-	-	-	-	-	-	0.00
																20.03	

x - credit for second half, base value multiplied by 1.1      \* - invalid element, scored as zero      e - jump take-off (Flip/Lutz) with edge  
 ! - (singles & pairs) jump take-off (Flip/Lutz) with slight edge      ! - (Key Points Dance) incomplete      REP - repeated jump restriction      V - spin requirement not met  
 < - underrotated jump      << - (singles & pairs) downgraded jump      << - (key points dance) interruption

Program Component	Factor																
Skating Skills	1.00		4.00	3.25	4.00	3.00	-	-	-	-	-	-	3.50	-	-		3.58
Transitions	0.75		3.50	2.75	2.75	2.75	-	-	-	-	-	-	3.50	-	-		2.25
Performance	1.00		3.25	2.75	3.25	3.00	-	-	-	-	-	-	3.75	-	-		3.17
Composition	0.50		3.50	3.25	3.25	2.75	-	-	-	-	-	-	4.00	-	-		1.67
Interpretation of the Music	0.75		3.75	3.00	3.00	2.75	-	-	-	-	-	-	3.50	-	-		2.38
																13.05	

Deductions

0.00



# BC/YK SECTION SUPER SERIES STARSKATE FINAL

MARCH 3, 2017 to MARCH 5, 2017

4105 Gordon Drive, Kelowna, BC

Gold Women - Free Program

Rank	Name	Club	Element Score	Prog Comp Score	Bonus	Deductions	Score
10	Olivia Trampuh	Kelowna FSC,BC/YK	16.69	12.61	0.00	0.50	28.80


#	Executed Element	Base						JREF	Score
		Value	GOE	J1	J2	J3	J4		
1	1A	1.10	0.13	1	1	1	0	-	1.23
2	CCoSp1 (V)	1.70	0.17	1	0	1	0	-	1.87
3	2Lo+2Lo	3.60	0.00	0	0	0	0	-	3.60
4	2Lz	2.10	-0.70	-2	-3	-2	-2	-	1.40
5	ChSq1	1.50	0.17	1	0	0	0	-	1.67
6	2F(e)+2T	2.70	-0.70	-2	-3	-3	-2	-	2.00
7	FCCoSp1	2.00	0.00	0	0	0	0	-	2.00
8	2Lz<<+REP	0.42	-0.30	-3	-3	-3	-3	-	0.12
9	2F(e)	1.40	-0.60	-2	-2	-2	-2	-	0.80
10	FSSp1	2.00	0.00	0	0	0	0	-	2.00

x - credit for second half, base value multiplied by 1.1    \* - invalid element, scored as zero    e - jump take-off (Flip/Lutz) with edge  
 ! - (singles & pairs) jump take-off (Flip/Lutz) with slight edge    ! - (Key Points Dance) incomplete    REP - repeated jump restriction    V - spin requirement not met  
 < - underrotated jump    << - (singles & pairs) downgraded jump    << - (key points dance) interruption

Program Component	Factor	4.00	3.25	3.75	3.00	-	-	-	-	-	3.25	-	-	Score
Skating Skills	1.00	4.00	3.25	3.75	3.00	-	-	-	-	-	3.25	-	-	3.42
Transitions	0.75	3.50	3.00	3.75	2.75	-	-	-	-	-	2.75	-	-	2.31
Performance	1.00	3.50	2.50	3.50	2.75	-	-	-	-	-	2.75	-	-	3.00
Composition	0.50	3.50	3.00	3.50	3.00	-	-	-	-	-	3.25	-	-	1.63
Interpretation of the Music	0.75	3.25	2.75	3.25	2.75	-	-	-	-	-	3.00	-	-	2.25
														12.61

## Deductions

1 Time Violation(s) factor (0.5)	0.50
----------------------------------	------



# BC/YK SECTION SUPER SERIES STARSKATE FINAL

MARCH 3, 2017 to MARCH 5, 2017

4105 Gordon Drive, Kelowna, BC

Gold Women - Free Program

Rank	Name	Club	Element Score	Prog Comp Score	Bonus	Deductions	Score
11	Abbey Reiter	Kelowna FSC,BC/YK	13.20	12.70	0.00	0.00	25.90


#	Executed Element	Base							JREF	Score	
		Value	GOE	J1	J2	J3	J4				
1	1A	1.10	0.07	1	1	0	0	-	-	0	1.17
2	2F !	1.90	-0.90	-3	-3	-3	-3	-	-	-3	1.00
3	CCoSp2	2.50	0.33	1	1	1	-1	-	-	0	2.83
4	2Lz<<	0.60	-0.30	-3	-3	-3	-3	-	-	-3	0.30
5	2Lo	1.80	-0.90	-3	-3	-3	-3	-	-	-3	0.90
6	FCSpB	1.60	0.00	0	0	0	0	-	-	0	1.60
7	2S+1T	1.70	0.00	0	0	0	0	-	-	0	1.70
8	2T	1.30	-0.60	-3	-3	-3	-3	-	-	-3	0.70
9	ChSq1	1.50	0.00	1	0	-1	0	-	-	0	1.50
10	CUSpB	1.50	0.00	1	0	0	0	-	-	0	1.50

x - credit for second half, base value multiplied by 1.1    \* - invalid element, scored as zero    e - jump take-off (Flip/Lutz) with edge  
 ! - (singles & pairs) jump take-off (Flip/Lutz) with slight edge    ! - (Key Points Dance) incomplete    REP - repeated jump restriction    V - spin requirement not met  
 < - underrotated jump    << - (singles & pairs) downgraded jump    <<< - (key points dance) interruption

Program Component	Factor	3.50	3.25	3.50	3.00	-	-	-	-	-	3.25	-	-	Score
Skating Skills	1.00	3.50	3.25	3.50	3.00	-	-	-	-	-	3.25	-	-	3.33
Transitions	0.75	3.75	3.00	3.75	3.00	-	-	-	-	-	3.00	-	-	2.44
Performance	1.00	3.00	2.75	2.75	2.75	-	-	-	-	-	3.00	-	-	2.83
Composition	0.50	3.50	3.75	3.50	3.00	-	-	-	-	-	3.75	-	-	1.79
Interpretation of the Music	0.75	3.25	3.00	3.00	2.75	-	-	-	-	-	3.50	-	-	2.31

Deductions

0.00



# BC/YK SECTION SUPER SERIES STARSKATE FINAL

MARCH 3, 2017 to MARCH 5, 2017

4105 Gordon Drive, Kelowna, BC

## Gold Women - Free Program

Rank	Name	Club	Element Score	Prog Comp Score	Bonus	Deductions	Score
12	Meagan Pankratz	Glengarry FSC,BC/YK	14.30	10.17	0.00	0.00	24.47

Executed #	Element	Base							JREF							Score	
		Value	GOE	J1	J2	J3	J4										
1	2F+2Lo	3.70	-0.90	-3	-3	-3	-3	-	-	-	-	-	-	-3	-	-	2.80
2	1A+2Lo	2.90	-0.60	-2	-2	-2	-2	-	-	-	-	-	-	-3	-	-	2.30
3	1Lz+1T	1.00	0.00	0	0	0	0	-	-	-	-	-	-	0	-	-	1.00
4	FCCoSp1	2.00	-0.40	-1	-2	-2	-1	-	-	-	-	-	-	0	-	-	1.60
5	2S	1.30	0.00	0	0	0	0	-	-	-	-	-	-	0	-	-	1.30
6	2F	1.90	-0.80	-3	-2	-3	-2	-	-	-	-	-	-	-3	-	-	1.10
7	FCSp	0.00	-	-	-	-	-	-	-	-	-	-	-	-	-	-	0.00
8	ChSq1	1.50	-0.10	0	-1	0	0	-	-	-	-	-	-	-1	-	-	1.40
9	2T<	0.90	-0.60	-3	-3	-3	-3	-	-	-	-	-	-	-3	-	-	0.30
10	SSp4	2.50	0.00	1	0	0	-1	-	-	-	-	-	-	0	-	-	2.50
																14.30	

x - credit for second half, base value multiplied by 1.1    \* - invalid element, scored as zero    e - jump take-off (Flip/Lutz) with edge  
 ! - (singles & pairs) jump take-off (Flip/Lutz) with slight edge    ! - (Key Points Dance) incomplete    REP - repeated jump restriction    V - spin requirement not met  
 < - underrotated jump    << - (singles & pairs) downgraded jump    << - (key points dance) interruption

Program Component	Factor																
Skating Skills	1.00		3.00	1.75	2.75	2.50	-	-	-	-	-	-	2.75	-	-		2.67
Transitions	0.75		2.75	2.00	2.50	2.50	-	-	-	-	-	-	2.50	-	-		1.88
Performance	1.00		2.50	1.75	2.50	2.25	-	-	-	-	-	-	2.50	-	-		2.42
Composition	0.50		2.75	2.25	3.00	2.50	-	-	-	-	-	-	3.00	-	-		1.38
Interpretation of the Music	0.75		2.75	2.00	2.50	2.25	-	-	-	-	-	-	2.50	-	-		1.82
																10.17	

### Deductions

0.00



# BC/YK SECTION SUPER SERIES STARSKATE FINAL

MARCH 3, 2017 to MARCH 5, 2017

4105 Gordon Drive, Kelowna, BC

Gold Women - Free Program

Rank	Name	Club	Element Score	Prog Comp Score	Bonus	Deductions	Score
13	Natalie Wong	Port Coquitlam FS,BC/YK	11.93	12.02	0.00	0.00	23.95

#	Executed Element	Base						JREF	Score
		Value	GOE	J1	J2	J3	J4		
1	2Lo	1.80	-0.40	-1	-2	-1	-1	-2	1.40
2	3S<<	1.30	-0.60	-3	-3	-3	-3	-3	0.70
3	2F+2T	3.20	-0.40	-1	-1	-1	-2	-2	2.80
4	2Lz(e)	1.50	-0.60	-1	-3	-2	-2	-2	0.90
5	CCoSpB (V)	1.50	-0.10	0	0	-1	-1	0	1.40
6	ChSq1	1.50	0.00	0	0	1	0	0	1.50
7	1A	1.10	-0.07	-1	0	0	0	-1	1.03
8	LSpB	1.20	0.00	0	0	0	0	0	1.20
9	2F	1.90	-0.90	-3	-3	-3	-3	-3	1.00
10	FCSp	0.00	-	-	-	-	-	-	0.00

x - credit for second half, base value multiplied by 1.1    \* - invalid element, scored as zero    e - jump take-off (Flip/Lutz) with edge  
 ! - (singles & pairs) jump take-off (Flip/Lutz) with slight edge    ! - (Key Points Dance) incomplete    REP - repeated jump restriction    V - spin requirement not met  
 < - underrotated jump    << - (singles & pairs) downgraded jump    << - (key points dance) interruption

Program Component	Factor	3.25	2.75	3.25	3.00	-	-	-	-	-	3.00	-	-	Score
Skating Skills	1.00	3.25	2.75	3.25	3.00	-	-	-	-	-	3.00	-	-	3.08
Transitions	0.75	2.50	3.25	3.00	2.75	-	-	-	-	-	3.25	-	-	2.25
Performance	1.00	2.75	2.75	2.75	2.75	-	-	-	-	-	3.00	-	-	2.75
Composition	0.50	3.00	3.50	3.25	2.75	-	-	-	-	-	3.50	-	-	1.63
Interpretation of the Music	0.75	2.75	3.50	3.25	3.00	-	-	-	-	-	3.00	-	-	2.31
														12.02

Deductions

0.00



# BC/YK SECTION SUPER SERIES STARSKATE FINAL

MARCH 3, 2017 to MARCH 5, 2017

4105 Gordon Drive, Kelowna, BC

Gold Women - Free Program

Rank	Name	Club	Element Score	Prog Comp Score	Bonus	Deductions	Score
14	Sabrina Fortunato	Summerland FSC,BC/YK	11.60	10.29	0.00	0.00	21.89

#	Executed Element	Base						JREF	Score
		Value	GOE	J1	J2	J3	J4		
1	2Lo+2Lo	3.60	-0.30	-1	-1	-1	-1	-2	3.30
2	1A	1.10	0.00	0	0	0	0	0	1.10
3	FCCoSpB (V)	1.50	-0.10	0	-1	0	-1	0	1.40
4	ChSq1	1.50	-0.20	1	-1	-1	0	-1	1.30
5	2S+2T	2.60	-0.60	-3	-3	-3	-3	-3	2.00
6	FCoSp	0.00	-	-	-	-	-	-	0.00
7	2Lz<<	0.60	-0.30	-3	-3	-3	-3	-3	0.30
8	2F<	1.40	-0.50	-1	-1	-2	-2	-2	0.90
9	2T	1.30	0.00	0	0	0	0	0	1.30
10	SSp3	-	-	-	-	-	-	-	0.00

x - credit for second half, base value multiplied by 1.1    \* - invalid element, scored as zero    e - jump take-off (Flip/Lutz) with edge  
 ! - (singles & pairs) jump take-off (Flip/Lutz) with slight edge    ! - (Key Points Dance) incomplete    REP - repeated jump restriction    V - spin requirement not met  
 < - underrotated jump    << - (singles & pairs) downgraded jump    <<< - (key points dance) interruption

Program Component	Factor	3.25	2.50	2.50	2.75	-	-	-	-	-	2.75	-	-	Score
Skating Skills	1.00	3.25	2.50	2.50	2.75	-	-	-	-	-	2.75	-	-	2.67
Transitions	0.75	3.25	2.25	2.25	2.75	-	-	-	-	-	2.50	-	-	1.88
Performance	1.00	2.75	2.00	2.50	2.50	-	-	-	-	-	2.25	-	-	2.42
Composition	0.50	3.25	2.50	2.75	2.75	-	-	-	-	-	2.75	-	-	1.38
Interpretation of the Music	0.75	2.75	2.50	2.50	2.75	-	-	-	-	-	2.50	-	-	1.94
														10.29

Deductions

	0.00
--	------